



**भारतसरकार GOVERNMENT OF INDIA**  
**वित्तमंत्रालय MINISTRY OF FINANCE**  
**राजस्वविभाग DEPARTMENT OF REVENUE**  
**केंद्रीयअप्रत्यक्षकरऔरसीमाशुल्कबोर्ड**  
**CENTRAL BOARD OF INDIRECT TAXES AND CUSTOMS**  
**आयुक्त का कार्यालय OFFICE OF THE COMMISSIONER**  
**केंद्रीयकरऔरकेंद्रीयउत्पादशुल्क CENTRAL TAX AND CENTRAL EXCISE**  
**कोच्चिआयुक्तालय KOCHI COMMISSIONERATE**

सी.आर. बिल्डिंग, आई.एस. प्रेस रोड, कोच्चि C.R. BUILDING, I.S. PRESS ROAD, KOCHI – 682 018  
 E-mail: [cex15tech.ker@nic.in](mailto:cex15tech.ker@nic.in) Phone: 0484-2390404

**व्यापार सूचना सं. 02/2026 दिनांक 17.02.2026**  
**Trade Notice No.02/2026 dated 17.02.2026**

**विषय : स्वास्थ्य सुरक्षा और राष्ट्रीय सुरक्षा उपकर (HSNS Cess) – संबंधित।**  
**Subject: The Health Security and National Security Cess (HSNS Cess) – regarding.**

स्वास्थ्य सुरक्षा और राष्ट्रीय सुरक्षा उपकर अधिनियम, 2025 की के तहत उक्त अधिनियम की धारा I में विनिर्दिष्ट अधिसूचित वस्तुओं के संबंध में “स्वास्थ्य सुरक्षा और राष्ट्रीय सुरक्षा उपकर (HSNS Cess)” पर लगाए शुल्क की ओर ध्यान आकर्षित किया जाता है, जो 1 फरवरी, 2026 से प्रस्तावित हो चुकी है।

Attention is invited to the levy of “**The Health Security and National Security Cess (HSNS Cess)**” under the Health Security and National Security Cess Act, 2025 in respect of notified goods specified in Schedule I of the said Act, introduced with effect from **1st February, 2026**.

इस संबंध में सी बी आई सी करदाताओं के पोर्टल में नए पंजीकरण हेतु लॉगिन करने एवं आवेदन भरने के विवरण सहित एच एस एन एस उपकर पर जारी परामर्श सं. 1/2026 दिनांकित 28.01.2026, एच एस एन एस उपकर के भुगतान हेतु लेखा शीर्ष पर जारी परामर्श सं. 2/2026 दिनांकित 29.01.2026 एवं एच एस एन एस घोषणा भरने की प्रक्रिया पर जारी परामर्श सं. 4/2026 दिनांकित 09.02.2026 को इसके साथ सूचना एवं आवश्यक कार्रवाई हेतु संलग्न किया गया है।

In this regard, **Advisory No. 1/2026 dated 28.01.2026** issued on HSNS Cess detailing the login procedure and filing of application for new registration and payment in the CBIC Taxpayers' Portal, **Advisory No. 2/2026 dated 29.01.2026** issued on the Accounting Head for payment of HSNS Cess, and **Advisory No. 4/2026 dated 09.02.2026** issued on the HSNS Declaration Filing Procedure in the CBIC Taxpayers' Portal are enclosed herewith for information and necessary action.

इस व्यापार सूचना की विषय-वस्तु को व्यापार और उद्योग के सभी घटक सदस्यों के ध्यान में लाया जाए।

The contents of this Trade Notice may be brought to the notice of all the constituent members of Trade and Industry.

संलग्न / Encl : यथोपरि / As above.

Digitally signed by  
Farah Zachariah  
Date: 18-02-2026  
फ़रह़ ज़ाक़रिया FARAH ZACHARIAH  
संयुक्त आयुक्त / JOINT COMMISSIONER

सेवा में /To

संलग्न सूची के अनुसार सभी संघ।

**The Associations as per the list in Annexure I.**

प्रति / Copy to:

1. सूचना हेतु मुख्य आयुक्त, केंद्रीय कर एवं केंद्रीय उत्पाद शुल्क, तिरुवनंतपुरम क्षेत्र।
1. **The Chief Commissioner of Central Tax and Central Excise, Thiruvananthapuram Zone, for kind information.**
2. अधीक्षक, ईडीपी/ सिस्टम्स, कोच्चि - व्यापार सूचना वेबसाइट में अपलोड करने हेतु।
3. **Superintendent, EDP/Systems, Kochi for uploading the Trade Notice in the Website.**

**ANNEXURE I**

<b>LIST OF CHAMBERS AND TRADE ASSOCIATIONS</b>		
Sl No.	Designation & Organization	E-mail
1	Federation of Indian Chambers of Commerce & Industry (FICCI)	ficci@ficci.com
2	The Indian Chamber of Commerce and Industry	Secretary@iccicochin.com
3	Kerala Chamber of Commerce and Industry	info@keralachamber.in
5	Kerala Vyapari Vyavasayi Ekopana Samithi (KVVES)	kvvesstate@gmail.com , ssmanojrules@gmail.com
6	Federation of Indian Export Organizations	rajeev@fieo.org
7	The Kerala State Small Industries Association (KSSIA) MSME	kssiastate@gmail.com
8	President, TCPAK State Committee	anpuramesskay@gmail.com
9	Confederation of All India Traders (CAIT)	caitkerala@gmail.com
10	Kerala Startup Mission	athul@startupmission.in
11	Consumer Goods Distributor's Association	Chev.chakkunny@gmail.com
12	Chairman, CREDAI Kerala	credaikerala@gmail.com
13	Calicut Chamber of Commerce and Industry	sirajudheen@popularonline.in secretary@calicutchamber.com
14	Chairman, CAI Thiruvananthapuram Branch, Institute of Chartered Accountants of India	trivandrum@icai.org
15	State President, Kerala Tax Practitioner's Association	psjoss@gmail.com
16	State President, The Kerala State Small Industries Association	kssiastate@gmail.com
17	State Secretary, Kerala Samsthana Vyapari Vyavasayi Samithi	vyaparimandiramtpm@gmail.com
18	State President, Govt Contractors Association	vkannampally@gmail.com

19	State President, All Kerala Gold and Silver Merchants Association (AKGSMA)	josephpc03@gmail.com
20	Vice President, Kerala State Cement Dealers Welfare Association	kscdwa@gmail.com
21	President, Trivandrum Chamber of Commerce and Industry	chambertvm@gmail.com
22	Secretary-Taxation Convenor, Kerala Merchant's Chamber of Commerce (KMCC)	keralamerchants@gmail.com
23	South India Motor Transporters Association (SIMTA)	sundarraaj@subham.co.in
24	State Chairman, Builders Association of India	Bai.keralastate@gmail.com , johnsonka131@yahoo.com
25	The Seafood Exporters Association of India	seaihq@gmail.com
26	Kerala Merchant's Chamber of Commerce	keralamerchants@gmail.com
27	Federation of Indian Coir Exporters' Associations	chairman@ficea.in
28	All India Spices Exporters Forum	admin@aisef.org
29	Kerala Tiles And Sanitaryware Dealers Association	aktisada2008@gmail.com
30	Kerala Master Printers Association	kmpapresident@gmail.com
31	The Kerala Electric Trades Association	ketaekm@gmail.com
32	Council Chair, ASSOCHAM	assochem@nic.in
33	Tax Practitioner's association	gs.ktpa@gmail.com ktpaernakulam@gmail.com



Government of India, Ministry of Finance, Department of Revenue  
 भारत सरकार, वित्त मंत्रालय, राजस्व विभाग  
 Central Board of Indirect Taxes and Customs (CBIC)  
 केंद्रीय अप्रत्यक्ष कर एवं सीमा शुल्क बोर्ड (सीबीआईसी)  
 Office of the Additional Director General of Systems  
 प्रणाली प्रधान निदेशालय के अतिरिक्त महानिदेशक का कार्यालय  
 GST and Central Excise, GST Bhavan, 1<sup>st</sup> and 5<sup>th</sup> floor,  
 जीएसटी और केंद्रीय उत्पाद शुल्क, जीएसटी भवन, पहली और पांचवी मंजिल,  
 No. 26/1, Mahatma Gandhi Road, Nungambakkam, Chennai -600034  
 सं. 26/1, महात्मा गाँधी रोड, नुंगंबक्कम, चेन्नई-600034

File No: DGSYS/APP/CZU/RGMO/1/2025-ACES/GST O/o-ADG-DGS-ZU-CHENNAI-Part(1) Date:28.01.2026

**ADVISORY NO. 01/2026 – HSNS CESS REGISTRATION AND PAYMENT PROCEDURE**

Sub: HSNS Cess - Login procedure and Filing Application for New Registration and Payment in the CBIC Taxpayer's portal – Regarding.

\*\*\*\*\*

Attention is invited to The Health Security se National Security Cess (HSNS Cess) 2025 Act, notified on 16.12.2025 and being introduced with effect from 01.02.2026.

2. The HSNS Cess Application functionalities will be developed and hosted on the designated Portal ([www.cbic-gst.gov.in](http://www.cbic-gst.gov.in)) (herein after referred to as 'Portal') and will be functional from 01.02.2026.

3. The step-by-step procedure, for carrying out Login, Enrollment, Registration and Payment activities for taxable person on the portal, with screenshots are enclosed as follows:

**ANNEXURE A- REGISTRATION**

**ANNEXURE B- PAYMENT**

**ANNEXURE C - HELPDESK**

4. Similar Advisory for filing of Declaration(HSNS DEC-01) & filing of Returns (HSNS RET-01) will be issued shortly.

5. The above advisory may be widely circulated to sensitize the field officers and trade.

Encl-As above

**Digitally signed by  
Sahil Inamdar**

**Date: 28-01-2026**

**19:02:41** साहिल इनामदार | Sahil Inamdar

अतिरिक्त महानिदेशक | Additional Director General,  
 प्रणाली प्रधान निदेशालय, चेन्नई | DG Systems, Chennai

To

1. All the Pr. Chief Commissioners/Chief Commissioners of GST Zones.
2. The Pr. DG/DG, DGGI/DGGST/DG (Audit)/DG (TPS).
3. The Commissioner, GST (Policy Wing).
4. The Commissioner, Central Excise (Policy Wing).
5. All the Pr. Commissioners/Commissioners of GST.
6. The Pr ADG /ADGs of Systems, New Delhi/ Bengaluru / Kolkata/Mumbai
7. The Joint Secretary, TRU 1
8. The Joint Secretary, DOR.
9. Web master, CBIC

Copy submitted to.

1. The Pr. Director General, Systems & Data Management, New Delhi -----for information
2. PS to the Member (IT) ----- for information.

## ANNEXURE A – REGISTRATION

### ADVISORY ON HSNS- CESS TAXPAYER REGISTRATION UNDER CBIC-CENTRAL EXCISE TAXPAYER PORTAL

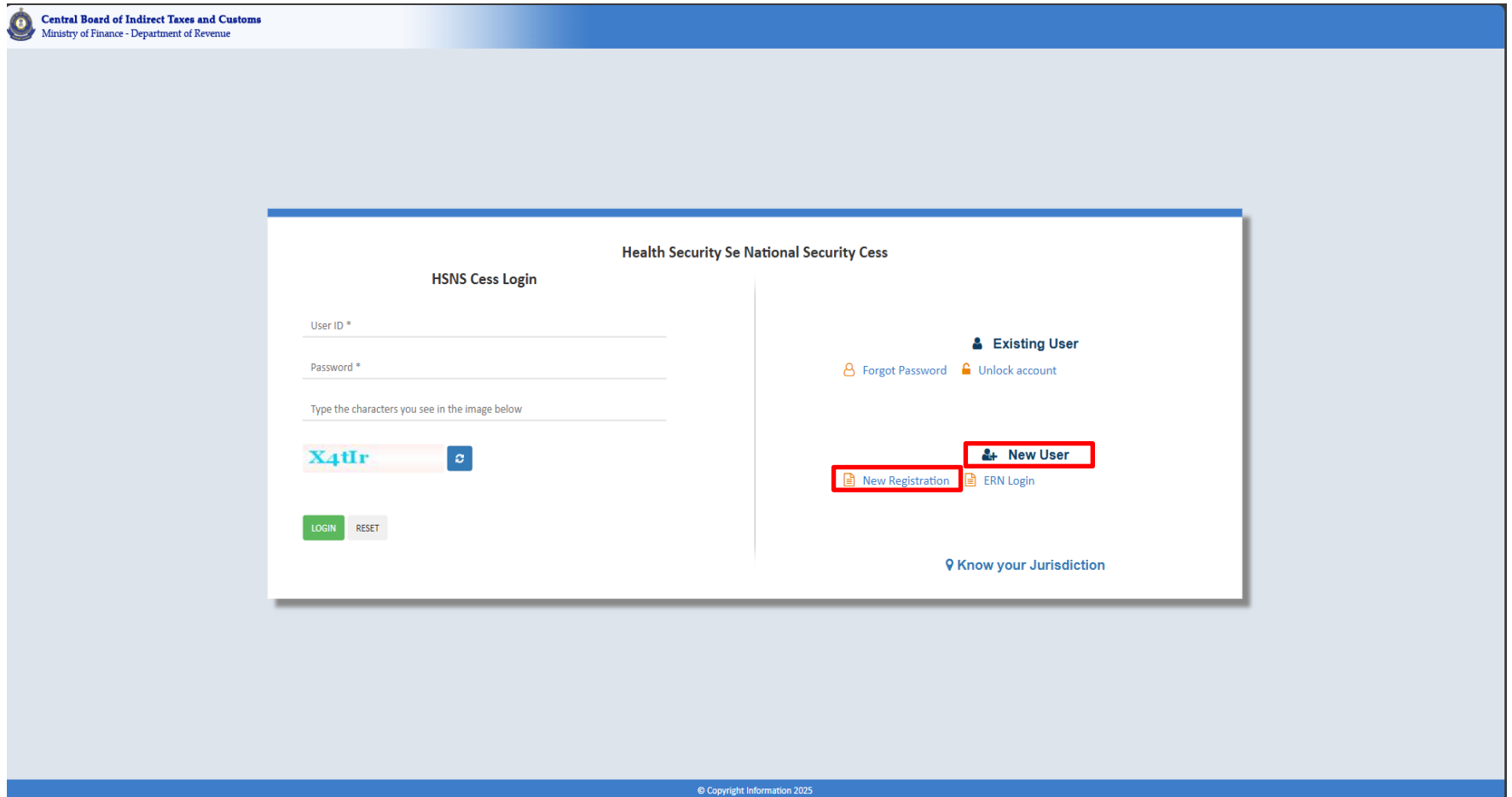
The procedure for new taxpayers to login and register under HSNS CESS is explained as follows:

1. The portal for HSNS CESS is [www.cbic-gst.gov.in](http://www.cbic-gst.gov.in)

The screenshot shows the official website of the Central Board of Indirect Taxes and Customs (CBIC). The header includes the Ministry of Finance logo and navigation links for GST Acts, Services, SVLDRS, ACES (CE&ST), Archives, and HSNS (highlighted with a red box). A search bar is located in the top right corner. The main banner features a puzzle graphic with pieces labeled 'GST', 'PRADHAN MANTRI JAN-DHAN YOJNA', 'PORT LED DEVELOPMENT', 'PMKVY', 'JOBS FOR ALL', 'MUDRA', 'STARTUP INDIA', 'DIGITAL INDIA', and 'SMART CITY'. The text on the banner reads: 'GOODS & SERVICES TAX (GST) The crucial piece in India's developmental strategy. GST will give an impetus to the economy and facilitate trade & industry'. Below the banner are two columns of text: 'ADVANTAGES FOR TRADE & INDUSTRY' and 'BENEFITS TO ECONOMY'. The 'What's New' section lists updates, the 'Image Gallery' shows a photo of a building, and the 'CBIC MITRA HELPDESK' provides contact information.



3. The applicant needs to click the “New User” > “New Registration” icon as illustrated below:



4. The following particulars are required to be entered by the applicant:

- (i) **Name as mentioned in PAN**
- (ii) **PAN**
- (iii) **Mobile Number**
- (iv) **GSTIN & CE Registration Number if any (Not mandatory)**
- (v) **Email Address**
- (vi) **State of location of the business premises (to be selected from the dropdown menu)**
- (vii) **CAPTCHA**

*Note: The One Time Password (OTP) and other communication will be sent to the above mobile number and email id.*

**Health Security Se National Security Cess**

**HSNS Cess New Registration**

<p>Name as mentioned in PAN *</p> <hr/> <p>PAN *</p> <hr/> <p>GSTIN</p> <hr/> <p>CE Registration Number</p> <hr/> <p>Mobile Number *</p> <hr/> <p>Email Address *</p> <hr/> <p>Select a State* <span style="float: right;">▼</span></p> <hr/> <p>Type the characters you see in the image below</p> <div style="border: 1px solid #ccc; padding: 2px; display: inline-block;"></div> <div style="text-align: right; margin-top: 10px;"><span style="background-color: #28a745; color: white; padding: 5px 10px; border: 1px solid #28a745;">SUBMIT</span> <span style="border: 1px solid #ccc; padding: 5px 10px; margin-left: 10px;">BACK TO LOGIN</span></div>	<p style="text-align: center;"><b>Existing User</b></p> <p style="text-align: center;"><a href="#">Forgot Password</a> <a href="#">Unlock account</a></p> <p style="text-align: center;"><b>New User</b></p> <p style="text-align: center;"><a href="#">New Registration</a> <a href="#">ERN Login</a></p> <p style="text-align: center;"><a href="#">Know your Jurisdiction</a></p>
-----------------------------------------------------------------------------------------------------------------------------------------------------------------------------------------------------------------------------------------------------------------------------------------------------------------------------------------------------------------------------------------------------------------------------------------------------------------------------------------------------------------------------------------------------------------------------------------------------------------------------------------------------------------------------------------------------------------------------------------------------	--------------------------------------------------------------------------------------------------------------------------------------------------------------------------------------------------------------------------------------------------------------------------------------------------------------------------------------------------------------------------------------------

5. PAN details are validated online with Income Tax Portal.

After the PAN details are validated successfully, an OTP will be generated and sent to the Mobile Number and e-mail Id provided by the applicant.

The applicant is required to enter the OTP received.

### Health Security Se National Security Cess

#### Please Enter OTP

828311

OTP sent successfully

---

#### Existing User

#### New User

6. After submitting OTP, screen message such as “Enrollment Reference Number (ERN) generated and sent to your mobile/ email.” Will appear .

The screenshot displays the Central Board of Indirect Taxes and Customs (CBIC) portal. At the top left, the logo and name of the CBIC are visible, along with the text "Ministry of Finance - Department of Revenue". A central confirmation message box reads: "Confirmation: ERN generated and sent to your mobile/email. Please use the ERN Login option for Registration." Below this, the main interface is titled "Health Security Se National Security Cess" and "Please Enter OTP". A text input field contains the number "928311". Below the input field, a message states: "ERN generated and sent to your mobile/email. Please use the ERN Login option for Registration". There are two buttons: a green "SUBMIT" button and a grey "Resend OTP" button. On the right side, there are sections for "Existing User" with links for "Forgot Password" and "Unlock account", and "New User" with links for "New Registration" and "ERN Login". At the bottom right, there is a link for "Know your Jurisdiction". The footer contains the text "© Copyright Information 2025".

7. A 15-digit(Alphanumeric) Enrollment Reference Number (ERN) will be generated and sent to the registered mobile number and e- mail Id. After that, the applicant should log in using the Enrollment Reference Number (ERN). An OTP will be generated and sent to the Mobile Number and e-mail Id provided by the applicant.


**Central Board of Indirect Taxes and Customs**  
Ministry of Finance - Department of Revenue

### Health Security Se National Security Cess

#### Enrollment Reference Number Login



270120260001ERN

dPazX



**dPazX** 


**Generate OTP** **BACK TO LOGIN**

**Existing User**

 [Forgot Password](#)  [Unlock account](#)


**New User**

 [New Registration](#)  [ERN Login](#)

 [Know your Jurisdiction](#)

© Copyright Information 2025

8. The applicant after entering the OTP should click the submit icon as below.

 **Central Board of Indirect Taxes and Customs**  
Ministry of Finance - Department of Revenue

### Health Security Se National Security Cess

**Please Enter OTP**

Enter OTP Received \*

**Existing User**

[Forgot Password](#) [Unlock account](#)

**New User**

[New Registration](#) [ERN Login](#)

[Know your Jurisdiction](#)

© Copyright Information 2025

9. After successful submission, the applicant will be able to view the Taxpayer Dashboard as below:

Central Board of Indirect Taxes and Customs  
Ministry of Finance - Department of Revenue

Welcome to DashBoard

Sl. No.	Click below link to Fill Registration
1	HSNS REG-01

© Copyright Information 2025

10. The applicant who intends to register under HSNS-CESS in respect of Pan masala falling under Chapter **21069020** and other specified goods to be notified will file “HSNS REG-01 Form”. The applicant can click on the Icon “HSNS REG-01” Form and fill the required details under each tab of the application form, upload relevant documents and submit the same to the Department.

An overview of “HSNS REG-01 Form” is given below:

### Business details

The screenshot displays the 'HSNS REG-01' form interface. At the top, it identifies the 'Central Board of Indirect Taxes and Customs' and the 'Ministry of Finance - Department of Revenue'. The form is divided into several tabs: 'Business Details', 'Address of Manufacturing Premises (Factory)', 'Categorisation of Taxable Activity', 'Promoter Details', 'Authorized Signatory', 'Bank Details', and 'Verification'. The 'Business Details' tab is active, showing fields for 'Legal Name (As per PAN)', 'PAN', 'GSTIN Number (If Any)', 'CE Registration Number (If Any)', 'Email Address', and 'Mobile Number'. Below these are sections for 'Business Details' (Trade Name, Constitution of Business, Date of Commencement of Business, Date on which liability to register arises) and 'Upload Documents'. A message at the bottom states 'Data Saved Successfully.' and there are 'Save' and 'Next' buttons.

**Central Board of Indirect Taxes and Customs**  
Ministry of Finance - Department of Revenue

**HSNS REG-01**

Business Details | Address of Manufacturing Premises (Factory) | Categorisation of Taxable Activity | Promoter Details | Authorized Signatory | Bank Details | Verification

Legal Name (As per PAN) \* : Pratik  
 PAN \* : XXXXX1234X  
 GSTIN Number (If Any) : Enter GSTIN (If Any)  
 CE Registration Number (If Any) : Enter CE Registration Number (If Any)  
 Email Address \* : pratiknagrale226@gmail.com  
 Mobile Number \* : 9685741236

**Business Details**

Trade Name (If Any) : test  
 Constitution of Business \* : Limited Liability Partnership  
 Date of Commencement of Business \* : 01/01/2026  
 Date on which liability to register arises \* : 01/01/2026

**Upload Documents**

Document Name	Size	Action
No Documents Found.		

Upload files for:  
 ⓘ 'PAN' in JPEG format and file size upto 2mb\*  
 ⓘ 'Constitution of Business' in JPEG or PDF format and file size upto 2mb\* (Document is not required for 'Proprietorship').

• Data Saved Successfully.

Save Next

© Copyright information 2025

# Postal Address of Business Premises



HSNS REG-01

- Business Details
- Address of Manufacturing Premises (Factory)**
- Categorisation of Taxable Activity
- Promoter Details
- Authorized Signatory
- Bank Details
- Verification

## Nature of Possession of Premises

Property Holding Rights \*

Leased

## Address of Manufacturing Premises (Factory)

Name of Building \*

GST

Flat /Door /Block No. \*

GST Bhawan

Road /Street /Lane \*

121

City /District \*

Chennai

State /Union Territory \*

Tamil Nadu

PIN Code \*

600028

Phone Number

9442494240

Mobile Number \*

9442494240

Email Address

mragu26@gmail.com

## Jurisdiction Details

Commissionerate \*

CHENNAI-SOUTH

Division \*

SHOLINGANALLUR

Range \*

RANGE I

[Know your Jurisdiction](#)

## Boundaries of Premises to be Registered

East \*

Test

West \*

Test

South \*

Test

North \*

Test

## Upload Documents

Browse Documents

Document Name

Size

Action

No Documents Found.

Upload files for:

Proof of Address of Premises\* in PDF file size upto 2mb\* (In case of Rental/Lease then Rental/Lease Agreement to be uploaded in PDF format)

## Details of Place of Business

Central Board of Indirect Taxes and Customs  
Ministry of Finance - Department of Revenue

HSNS REG-01

Business Details

Address of Manufacturing Premises (Factory)

Categorisation of Taxable Activity

Promoter Details

Authorized Signatory

Bank Details

Verification

**Nature of Possession of Premises**

Property Holding Rights \*

**Address of Manufacturing Premises (Factory)**

Name of Building * <input style="width: 95%; border: 1px solid #ccc;" type="text" value="GST"/>	Flat /Door /Block No. * <input style="width: 95%; border: 1px solid #ccc;" type="text" value="GST Bhawan"/>	Road /Street /Lane * <input style="width: 95%; border: 1px solid #ccc;" type="text" value="121"/>	City /District * <input style="width: 95%; border: 1px solid #ccc;" type="text" value="Chennai"/>
State /Union Territory * <input style="width: 95%; border: 1px solid #ccc;" type="text" value="Tamil Nadu"/>	PIN Code * <input style="width: 95%; border: 1px solid #ccc;" type="text" value="600028"/>	Phone Number <input style="width: 95%; border: 1px solid #ccc;" type="text" value="9442494240"/>	Mobile Number * <input style="width: 95%; border: 1px solid #ccc;" type="text" value="9442494240"/>
Email Address <input style="width: 95%; border: 1px solid #ccc;" type="text" value="rnragu26@gmail.com"/>			

**Jurisdiction Details**

Commissionerate * <input style="width: 95%; border: 1px solid #ccc;" type="text" value="CHENNAI-SOUTH"/>	Division * <input style="width: 95%; border: 1px solid #ccc;" type="text" value="SHOLINGANALLUR"/>	Range * <input style="width: 95%; border: 1px solid #ccc;" type="text" value="RANGE I"/>	<a href="#">Know your Jurisdiction</a>
-------------------------------------------------------------------------------------------------------------	-------------------------------------------------------------------------------------------------------	---------------------------------------------------------------------------------------------	----------------------------------------

**Boundaries of Premises to be Registered**

East * <input style="width: 95%; border: 1px solid #ccc;" type="text" value="Test"/>	West * <input style="width: 95%; border: 1px solid #ccc;" type="text" value="Test"/>	South * <input style="width: 95%; border: 1px solid #ccc;" type="text" value="Test"/>	North * <input style="width: 95%; border: 1px solid #ccc;" type="text" value="Test"/>
-----------------------------------------------------------------------------------------	-----------------------------------------------------------------------------------------	------------------------------------------------------------------------------------------	------------------------------------------------------------------------------------------

**Upload Documents**


Document Name	Size	Action
No Documents Found.		


Upload files for:

\*Proof of Address of Premises' in PDF file size upto 2mb\* (In case of Rental/Lease then Rental/Lease Agreement to be uploaded in PDF format)

© Copyright Information 2025

## Categorisation of Taxable Activity

 **Central Board of Indirect Taxes and Customs**  
Ministry of Finance - Department of Revenue



**HSNS REG-01**

[Business Details](#) | [Address of Manufacturing Premises \(Factory\)](#) | **[Categorisation of Taxable Activity](#)** | [Promoter Details](#) | [Authorized Signatory](#) | [Bank Details](#) | [Verification](#)


**Based on Section 4 and Schedule II of the HSNS Cess Act, 2025**


Category of Taxable Person *	Nature of Control over Machine/Process *	CTH *	Description of Specified Goods (As per Schedule I) *
<input type="text" value="Select a Value"/>	<input type="text" value="Select a Value"/>	<input type="text" value="Select CTH"/>	<input type="text"/>

[Previous](#) | [Save](#) | [Next](#)

© Copyright Information 2025




## Promoter Details


**Central Board of Indirect Taxes and Customs**  
 Ministry of Finance - Department of Revenue
 



HSNS REG-01

Business Details
Address of Manufacturing Premises (Factory)
Categorisation of Taxable Activity
Promoter Details
Authorized Signatory
Bank Details
Verification

Sr. No	Name of the Person	Designation	Name of Building	PIN Code	Mobile No	Email	Actions
1	test	Managing Director	test	600028	9442494240	ragun9516@gmail.com	  

Add

**Promoter Details**

Name of the Person \*

Designation \*

**Address Details**

Name of Building \*

Flat /Door /Block No. \*

Road /Street /Lane \*

City /District \*

State /Union Territory

PIN Code \*

Office Phone Number

Mobile Number \*

Email Address \*


PAN \*

**Upload Documents**

Browse Documents

Document Name	Size	Action
No Documents Found.		


Upload files for:


 Passbook and Account Statement in PDF or JPEG format with file size upto 2mb.

Add To List

© Copyright Information 2025




# Authorized Signatory


**Central Board of Indirect Taxes and Customs**  
 Ministry of Finance - Department of Revenue
 



**HSNS REG-01**

[Business Details](#) | 
 [Address of Manufacturing Premises \(Factory\)](#) | 
 [Categorisation of Taxable Activity](#) | 
 [Promoter Details](#) | 
 [Authorized Signatory](#) | 
 [Bank Details](#) | 
 [Verification](#)

Sr. No	Name of the Person	Designation	Name of Building	PIN Code	Phone Number	Email	Actions
1	test	Chief Executive Officer	test	609606	9442494240	ragun9516@gmail.com	  

Add

**Name of the Person \***

**Designation \***

**PAN \***

---

**Address Details**

**Name of Building \***

**Flat /Door /Block No. \***

**Road /Street /Lane \***

**City /District \***

**State /Union Territory**

**PIN Code \***

**Phone Number**

**Mobile Number \***


**Email Address \***

**Upload Documents**

Browse Documents

Document Name	Size	Action
No Documents Found.		

Upload files for:

 'Authorization Letter' in PDF format and file size upto 2mb\*

Add To List

⚠ After filling all the data, Please click on Add to List Button and save the record before Submit.

Previous
Save
Next

© Copyright Information 2025

# Bank Details



HSNS REG-01

- Business Details
- Address of Manufacturing Premises (Factory)
- Categorisation of Taxable Activity
- Promoter Details
- Authorized Signatory
- Bank Details**
- Verification

No. of Accounts	Account Number	Bank	Branch	IFSC Code	Actions
No Records Found.					

Add

### Account Details

Account Number *	Account Type *	IFSC Code *	Name of the Bank *
<input type="text" value="20334582831"/>	<input type="text" value="Current"/>	<input type="text" value="SBIN0001418"/>	<input type="text" value="SBI"/>
Name of the Branch *			
<input type="text" value="SBI"/>			

### Upload Documents

Browse Documents

Document Name	Size	Action
No Documents Found.		

Upload files for:

Passbook and Account Statement in PDF or JPEG format with file size upto 2mb.

Add To List

After filling all the data, Please click on Add to List Button and save the record before Submit.

Previous Save Next

## Verification

**Central Board of Indirect Taxes and Customs**  
Ministry of Finance - Department of Revenue

HSNS REG-01

Business Details | Address of Manufacturing Premises (Factory) | Categorisation of Taxable Activity | Promoter Details | Authorized Signatory | Bank Details | **Verification**

I, **Pratik** (Name of Authorized Signatory) hereby solemnly affirm and declare that the information given hereinabove is true and correct to the best of my knowledge and belief and nothing has been concealed therefrom. I undertake to comply with the provisions of the **Health Security se National Security Cess Act, 2025** and the rules made thereunder.

Date: 05-01-2026

Place: \*  
Chennai

Designation \*  
CEO

• Data Saved Successfully.

Previous Save Submit

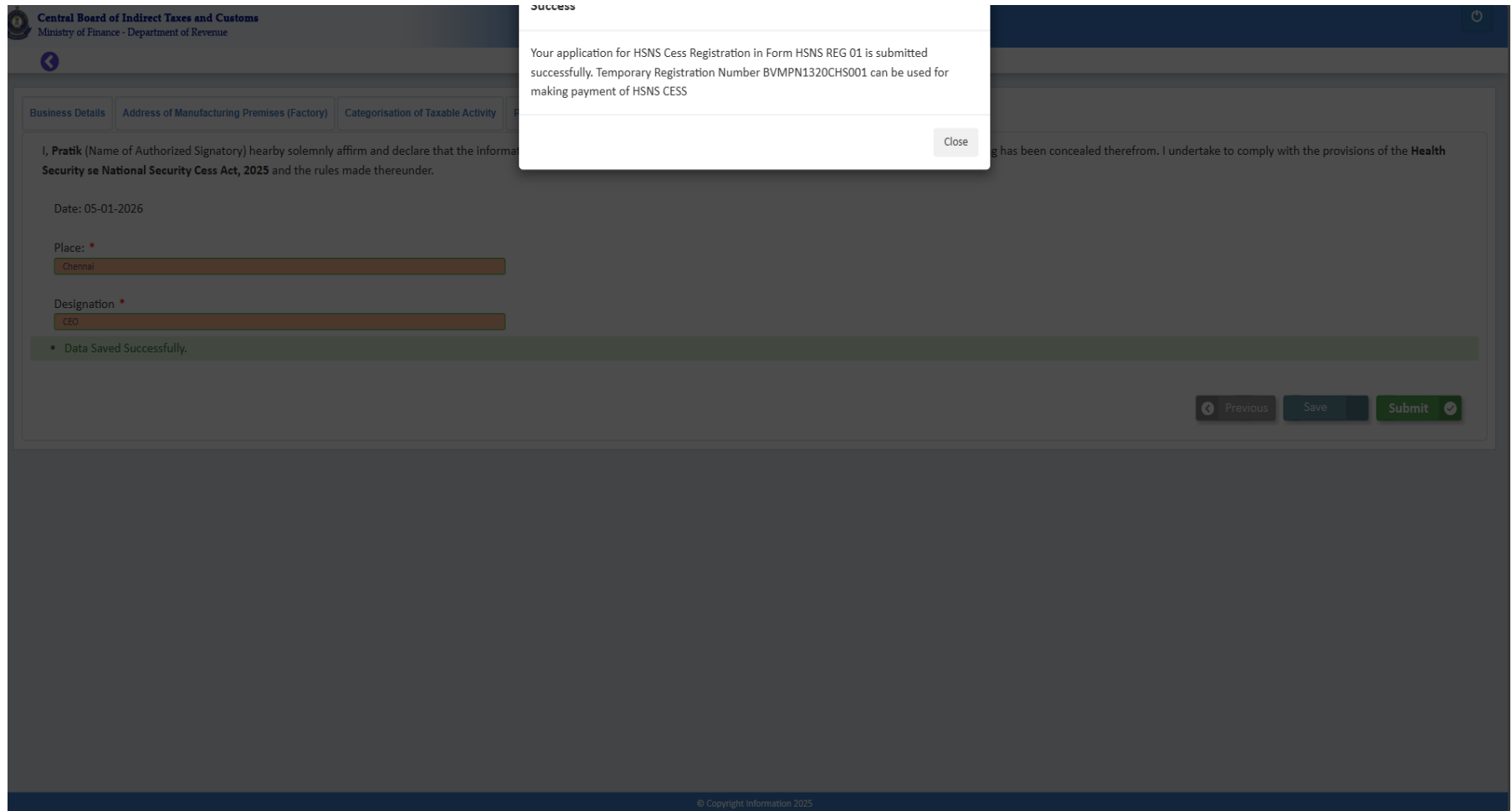
© Copyright Information 2025

List of Documents to be Uploaded (maximum 5 no. of documents each 2 mb(pdf/jpeg))

1. Proof of Constitution of business: (Partnership Deed, Certificate of Incorporation, etc.) (pdf)
2. Proof of address of premises: (Property Tax Receipt, Electricity Bill, Rent/Lease Agreement) (pdf)
3. Photo of Promoters/Partners/Directors (jpeg)
4. Proof of bank account: (Cancelled cheque or first page of passbook) (pdf)
5. Authorization letter: For the authorized signatory (pdf)

11. On successful submission of the application, Screen message will be displayed as below:

“Your application for HSNS Cess Registration in Form HSNS REG 01 is submitted successfully. Temporary Registration Number ABCDE1234FHS001 can be used for making payment of HSNS CESS “



12. The applicant can login to the portal with Temporary Registration Number as Username and the temporary password which is communicated through email and mobile.

The screenshot displays the HSNS Cess Login portal. At the top left, the header reads "Central Board of Indirect Taxes and Customs" and "Ministry of Finance - Department of Revenue". The main content area is titled "HSNS Cess Login" and "Health Security Se National Security Cess". It features three input fields: a Temporary Registration Number (masked as "XXXXX1234XHS001"), a Temporary Password (masked as "RCxF124x"), and a yDwIS token (masked as "yDwIS"). Below these fields are "LOGIN" and "RESET" buttons. On the right side, there are links for "Existing User" (Forgot Password, Unlock account) and "New User" (New Registration, ERN Login). A "Know your Jurisdiction" link is also present at the bottom right. The footer contains the copyright notice "© Copyright Information 2025".

On First such login the applicant will have to change the password

Central Board of Indirect Taxes and Customs  
Ministry of Finance - Department of Revenue

Health Security Se National Security Cess

Change Your Password

.....

.....

.....

SUBMIT BACK TO LOGIN

Existing User

Forgot Password Unlock account

New User

New Registration ERN Login

Know your Jurisdiction

© Copyright Information 2025

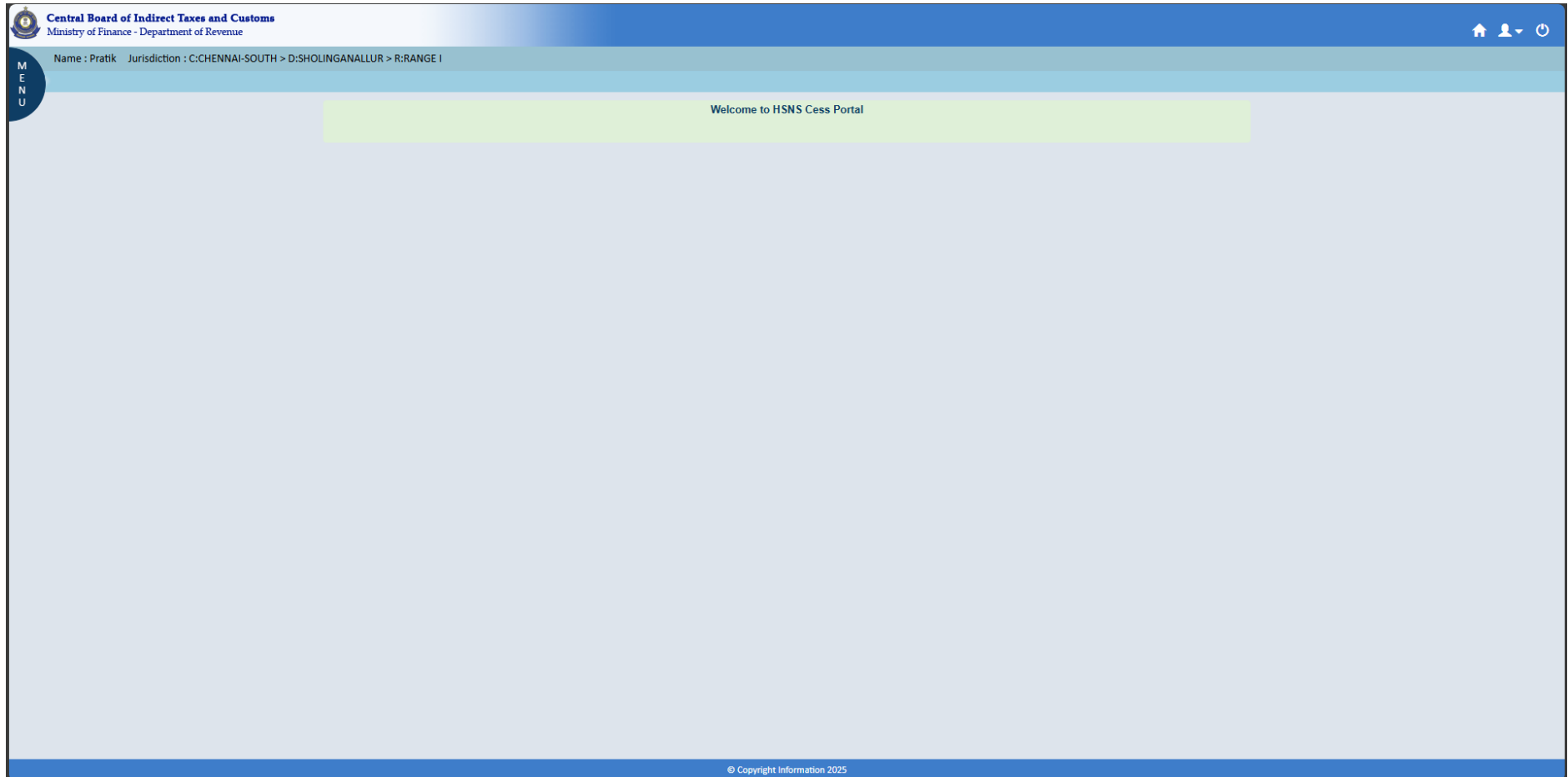
Condition:

“New Password” should consist of minimum 8 to maximum 100 characters (A to Z).

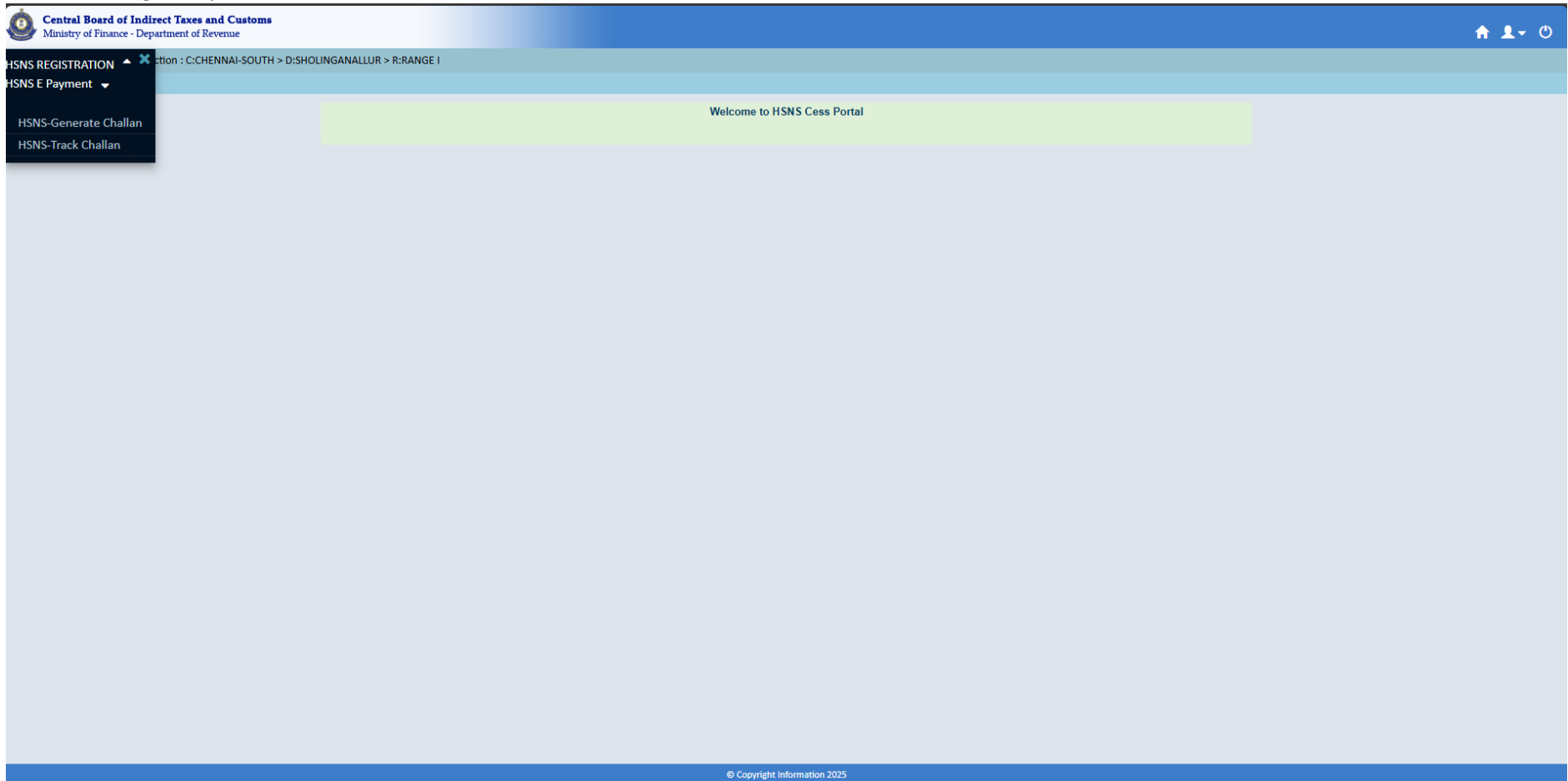
At least one special character(!@#%\$%^&\* \_), one numeral (0-9), one Uppercase letter and one Lowercase letter.

# TAXPAYER DASHBOARD

13. After logging in with the username and password, the Taxpayer Dashboard will be as below



14. Thereafter, by clicking the “Menu ” tab, taxpayer is facilitated to pursue any online transactions like e-payment of Cess, e-filing of Declaration, etc. through the portal .



15. REG-01 will be processed by the Proper Officer and Registration will be granted. The Registration Certificate in form HSNS REG-02 will be generated by system. The Registration Number syntax will be same as Temporary Registration Number.

<b>FORM HSNS REG-02</b> <i>[See Rule 5(4)]</i> <b>REGISTRATION CERTIFICATE</b> <i>[Under Section 8(1) of the Health Security se National Security Cess Act, 2025]</i>	
<b>1. Registration Number</b>	: CCCPR0365KHS001
<b>2. Legal Name</b>	: Hemanth
<b>3. Trade Name, if any</b>	: test
<b>4. Constitution of Business</b>	: Limited Liability Partnership
<b>5. Address of Premise (Factory)</b>	: Hemanth Bufna Dishosha,25,25,Karaikal,Tamil Nadu,609606
<p>This is to certify that the person whose details are specified above has been registered under the provisions of the Health Security se National Security Cess Act, 2025, having acknowledged that they:</p> <p>(i) Owns / possesses / operates / manages / controls the packing machines installed at the above premises; or                      (ii) Undertake the manual process at the above premises;</p> <p>by which the Specified Goods (as defined in Schedule I of the Act) are manufactured or produced.</p>	
<b>6. Nature of Possession of Premises/Machines</b>	: Leased
<b>7. Date of Issue of RC</b>	: 22-01-2026
<b>8. Date from which the liability of payment of cess starts</b>	: 01-01-2026
<b>9. Jurisdiction Details :</b>	
- <b>Commissionerate</b>	: - CHENNAI-NORTH
- <b>Division</b>	: TK10 - NUNGAMBAKKAM
- <b>Range</b>	: TK1001 - RANGE I
<b>Conditions:</b>	
1.This Registration Certificate is valid only for the premises and purposes specified in the application	
2.The Registration Certificate is not transferable.	
3.No corrections in the certificate will be valid unless the request for any correction/change is applied for and the same is acknowledged.	
4.This certificate shall remain valid till the Registrant carries on the activity for which it has been issued or it is cancelled.	
5.The grant of this certificate shall be without prejudice to the rights of any other person (s) over the registered premises or purpose to which such person may be lawfully entitled.	
<b>Note:</b>	
1.This is a system-generated copy of the Registration Certificate. Hence, there is no need for the signature/ stamp of the officer on it.	
2.The Registration is subject to post facto verification of the details by the proper officer.	

If Proper Officer raises any query, Taxable person will receive it offline and reply for the same has to be submitted offline only.

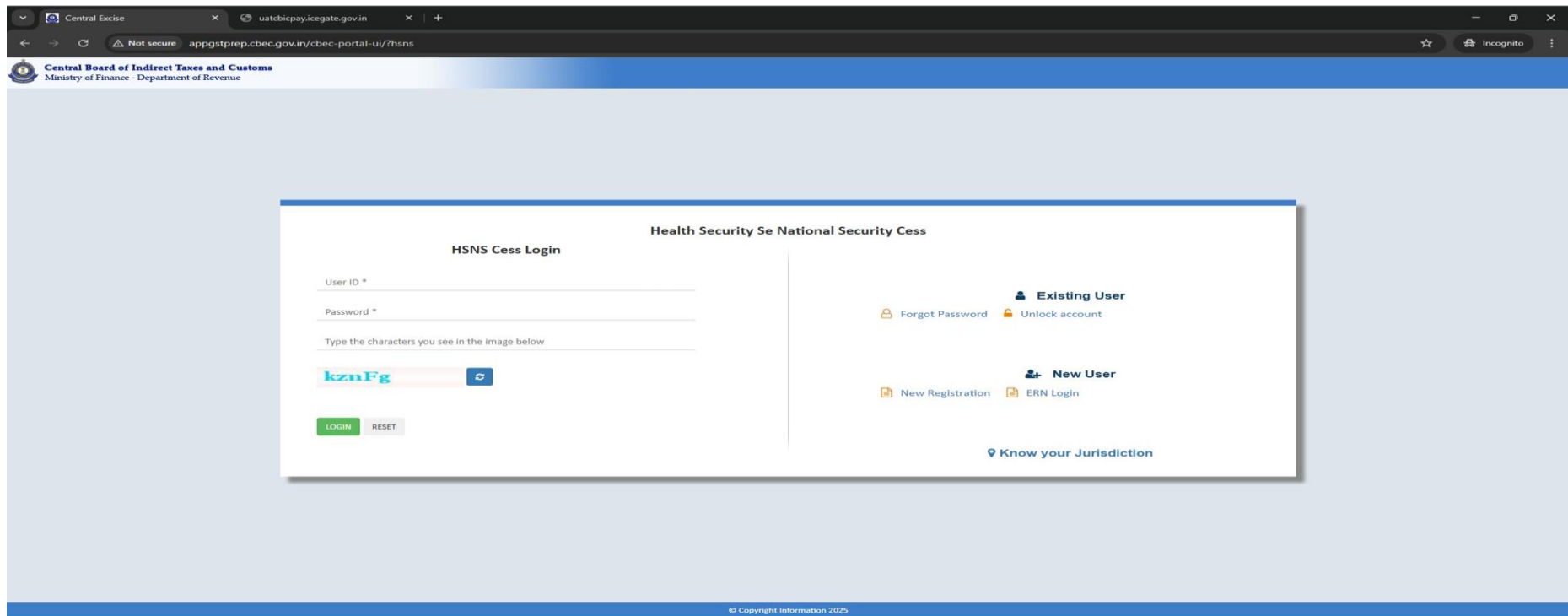
If the Proper Officer Rejects the REG-01 on the grounds that the application is found to be deficient or reply to query is not satisfactory, fresh application has to be submitted by the taxable person. Rejection intimation will be sent to the Taxable person through Email.

## ANNEXURE B- PAYMENT OF HSNS CESS

The monthly cess payable under Section 4 shall be paid by the registered person electronically in the Form HSNS PMT-01, **by the 7th day of the same month** for which liability is calculated.

Step by Step Procedure to Login to the Portal to make Payment towards HSNS Cess Liability is as follows.

Step 1: Taxpayer needs to log in to portal with existing user id and password

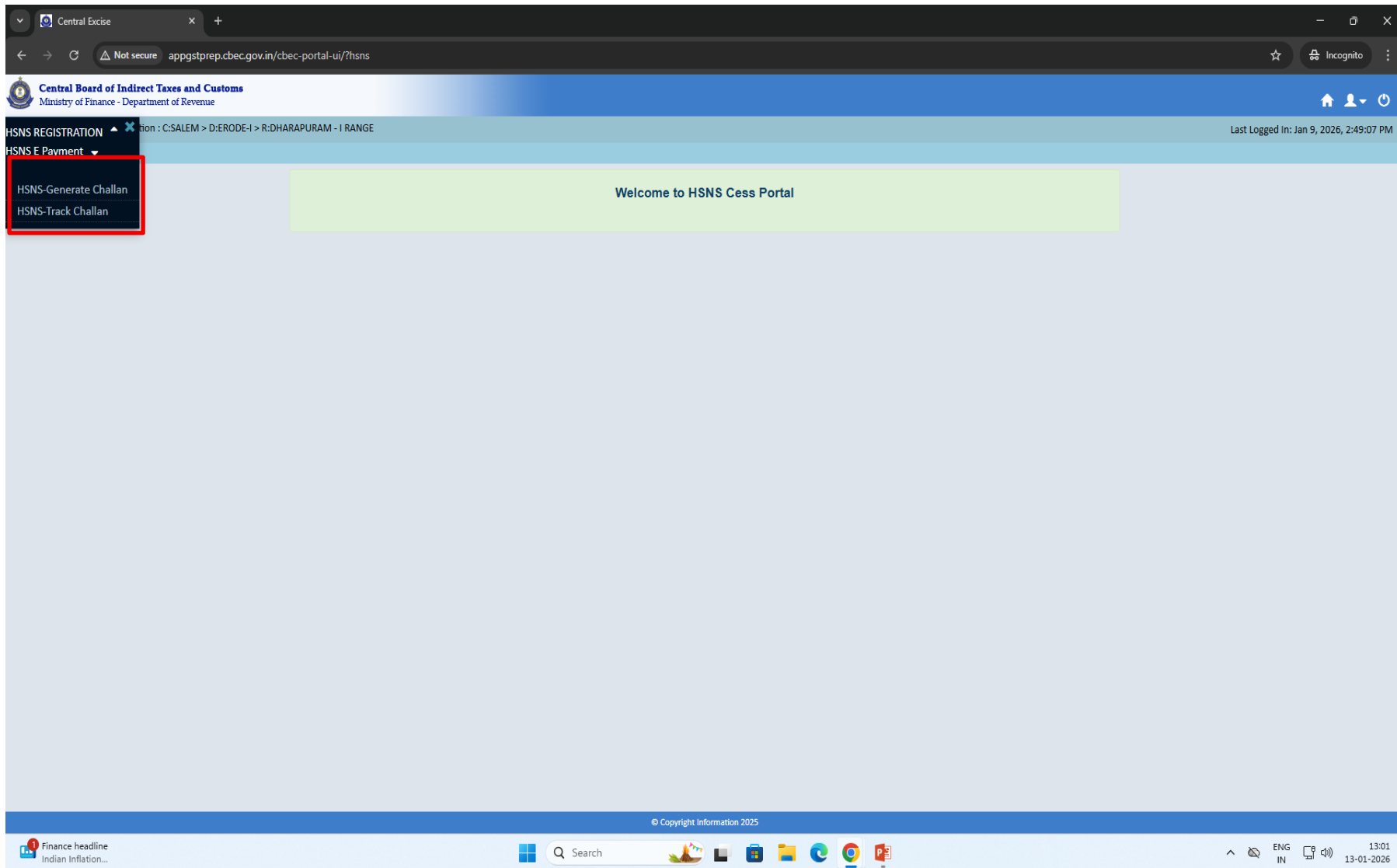


The screenshot shows a web browser window displaying the HSNS Cess Login portal. The browser's address bar shows the URL `uatcbicpay.icegate.gov.in` and the page title is "Central Board of Indirect Taxes and Customs, Ministry of Finance - Department of Revenue". The main content area features a login form with the following elements:

- HSNS Cess Login** header
- Input fields for **User ID \***, **Password \***, and a CAPTCHA field with the text "Type the characters you see in the image below" and a visual of the characters "kznFg".
- LOGIN** and **RESET** buttons.
- Existing User** section with links for **Forgot Password** and **Unlock account**.
- New User** section with links for **New Registration** and **ERN Login**.
- A link for **Know your Jurisdiction** at the bottom.

At the bottom of the page, there is a small copyright notice: "© Copyright Information 2025".

Step 2: Under menu > E-Payment , two options are available viz. "HSNS- Generate Challan" and "HSNS- Track Challan".



Step 3: On clicking “HSNS- Generate Challan”, system displays new screen where taxpayer details such as HSNS Registration Number, email address, mobile number, Taxpayer Name etc. will be displayed.

**Central Board of Indirect Taxes and Customs**  
Ministry of Finance - Department of Revenue

Name : HMS Jurisdiction : C:SALEM > D:ERODE-I > R:DHARAPURAM - I RANGE Last Logged in: Jan 13, 2026, 1:01:00 PM

### Taxpayer Details

HSNS Registration Number	Email Address	Mobile Number	Taxpayer Name	Address
XXXXX1234XHS001	HEMAMAHESS.D089101@GOV.IN	9856741256	HMS	1235koluj_12= 1235Chennai Tamil Nadu 600034

### Jurisdiction Details

Commissionerate	Division	Range	Range Jurisdiction Code
SALEM	ERODE-I	DHARAPURAM - I RANGE	XP0304

### Duty Details

Duty Heads	Accounting Code	Amount in (Rs.)
Account Code Not Selected		

[Select Accounting Code for HSNS](#)

\*The amount entered must be in whole rupees and not contain decimal values.  
 \*\*The amount column is left blank OR "0" is entered. In that case, please uncheck the Selection of the Minor Head.

CLOSE NEXT

© Copyright Information 2025

15°C Sunny Search ENG IN 13:06 13-01-2026

Step 4: Taxpayer needs to select the appropriate accounting code mentioned against CESS on Pan Masala, Interest (if any) & Penalty (if any). Major Accounting Head code allotted for payment of **HSNS Cess is 0045**. There will be a separate Minor Accounting Head code for HSNS Cess, Interest and Penalty.

1.png

The screenshot displays the Central Board of Indirect Taxes and Customs portal. The main form contains the following details:

- HSNS Registration Number:** TTPTRO365OHS001
- Jurisdiction Details:** Commissionerate: CHENNAI-NORTH
- Address:** 25 25 25Karaikal Tamil Nadu 609606
- Range Jurisdiction Code:** TK1001

A modal window is open, titled "Accounting Code for HSNS", with the following table:

Accounting Code for HSNS	Tax Code	Select	Interest	Select	Penalty	Select
Cess on Pan Masala	0045	<input type="checkbox"/>	0002	<input type="checkbox"/>	0003	<input type="checkbox"/>

Buttons: SUBMIT, CLOSE

Below the modal, the "Duty Details" section shows a table with columns: Duty Heads, Accounting Code, and Amount in (Rs.). The Accounting Code field is currently empty, with the text "Account Code Not Selected" below it.

Footer text:

- \*The amount entered must be in whole rupees and not contain decimal values.
- \*\*The amount column is left blank OR "0" is entered. In that case, please uncheck the Selection of the Minor Head.

Buttons: CLOSE, NEXT

Step 5: Now taxpayer needs to enter the amount (only whole number and not in decimals) corresponding to each accounting code and the total amount is auto calculated by the system, then click on next button.

**Central Board of Indirect Taxes and Customs**  
Ministry of Finance - Department of Revenue

Name : SaumyNarayana Krishnamoorthy    Jurisdiction : C:CHENNAI-NORTH > D:NUNGAMBAKKAM > R:RANGE I    Last Logged In: Jan 28, 2026, 12:40:36 PM

### Taxpayer Details

HSNS Registration Number	Email Address	Mobile Number	Taxpayer Name	Address
TTPTR0365OHS001	rnragu26@gmail.com	9442494240	SaumyNarayana Krishnamoorthy	25 25 25Karaikal Tamil Nadu 609606

**Jurisdiction Details**

Commissionerate	Division	Range	Range Jurisdiction Code
CHENNAI-NORTH	NUNGAMBAKKAM	RANGE I	TK1001

**Duty Details**

Duty Heads	Accounting Code	Amount in (Rs.)
Cess on Pan Masala	0045	12,000
<b>Total Amount Rs.</b>		<b>12,000</b>
<b>Total Challan Amount (In words)</b>		<b>Rupees Twelve Thousand Only</b>

\*The amount entered must be in whole rupees and not contain decimal values.  
 \*\*The amount column is left blank OR "0" is entered. In that case, please uncheck the Selection of the Minor Head.

Step 6: Taxpayer will have the option to “Edit” or “Generate Challan”.

Step 7: If “Edit” is selected, it will be navigated to the previous screen and corrections can be made. After making necessary correction, the taxpayer can click “Generate Challan”.

**Central Board of Indirect Taxes and Customs**  
Ministry of Finance - Department of Revenue

Name : SaumyNarayana Krishnamoorthy    Jurisdiction : C:CHENNAI-NORTH > D:NUNGAMBAKKAM > R:RANGE I    Last Logged In: Jan 28, 2026, 12:41:12 PM

**M E N U**

### Taxpayer Details

HSNS Registration Number	Email Address	Mobile Number	Taxpayer Name	Address
TTPTRO365OHS001	rnragu26@gmail.com	9442494240	SaumyNarayana Krishnamoorthy	25 25 25Karaikal Tamil Nadu 609606

**Jurisdiction Details**

Commissionerate	Division	Range	Range Jurisdiction Code
CHENNAI-NORTH	NUNGAMBAKKAM	RANGE I	TK1001

**Duty Details**

Duty Heads	Accounting Code	Amount in (Rs.)
Cess on Pan Masala	0045	12,000
<b>Total Amount Rs.</b>		<b>12,000</b>
<b>Total Challan Amount (In words)</b>		<b>Rupees Twelve Thousand Only</b>

\*The amount entered must be in whole rupees and not contain decimal values.  
\*\*The amount column is left blank OR "0" is entered. In that case, please uncheck the Selection of the Minor Head.

Step 8: On clicking “Generate Challan”, CTIN (Challan Temporary Identification Number) will be generated within 30 seconds.

The screenshot shows the Central Excise portal interface. A modal dialog box titled "Challan Status" is open, displaying the message "Please wait Challan Generation will complete in : 28" with a "CLOSE" button. The background page shows the following details:

**Central Board of Indirect Taxes and Customs**  
 Ministry of Finance - Department of Revenue

Name : HMS Jurisdiction : C:SALEM > D:ERODE-I > R:DHARAPURAM - I RANGE

Last Logged In: Jan 13, 2026, 1:01:00 PM

HSNS Registration Number	Email Address	Mobile Number	Employer Name	Address
XXXXXXXXXXXXH50001	HEMAMAHESH.D089101@GOV.IN	9856741236	HMS	1235koiuj_12= 1235Chennai Tamil Nadu 600034

**Jurisdiction Details**

Commissionerate	Division	Range	Range Jurisdiction Code
SALEM	ERODE-I	DHARAPURAM - I RANGE	XP0304

**Duty Details**

Duty Heads	Accounting Code	Amount in (Rs.)
Cess on Pan Masala	1513	5,000
Interest	1514	500
Penalty	1515	200
<b>Total Amount Rs.</b>		<b>5,700</b>
<b>Total Challan Amount (In words)</b>		<b>Rupees Five Thousand Seven Hundred Only</b>

\*The amount entered must be in whole rupees and not contain decimal values.  
 \*\*The amount column is left blank OR "0" is entered. In that case, please uncheck the Selection of the Minor Head.

Step 9: Screen will show confirmation message – “Challan generated successfully with CTIN -----”. Generated Challan will be valid only for 15 days.

The screenshot shows a web browser window with the URL `appgstprep.cbec.gov.in/cbec-portal-ui/?hsns`. The page header includes the Central Board of Indirect Taxes and Customs logo and navigation links. A modal window titled "Challan Status" is displayed in the center, containing the message: "Challan Generated Successfully with CTIN: 2601002308". Below the modal, a table displays registration details:

HSNS Registration Number	Email Address	Mobile Number	Taxpayer Name	Address	CTIN	CTIN Expiry Date
XXXXXXXXXXXX123456789001	HEMAMAHESS.D089101@GOV.IN	9856741236	HMS	1235koiuj_12= 1235Chennai Tamil Nadu 600034	2601002308	28/01/2026

Below the registration details, there are sections for "Jurisdiction Details" and "Duty Details".

**Jurisdiction Details**

Commissionerate	Division	Range	Range Jurisdiction Code
SALEM	ERODE-I	DHARAPURAM - I RANGE	XP0304

**Duty Details**

Duty Heads	Accounting Code	Amount in (Rs.)
Cess on Pan Masala	1513	5,000
Interest	1514	500
Penalty	1515	200
<b>Total Amount Rs.</b>		<b>5,700</b>
<b>Total Challan Amount (In words)</b>		<b>Rupees Five Thousand Seven Hundred Only</b>

At the bottom of the page, there are two notes:
 

- \*The amount entered must be in whole rupees and not contain decimal values.
- \*\*The amount column is left blank OR "0" is entered. In that case, please uncheck the Selection of the Minor Head.

 A "MAKE PAYMENT" button is visible in the bottom right corner.

Step 10: Once challan with CTIN creation is confirmed, “click make payment”. **It will navigate to ICEGATE portal from where the taxpayer can make payment or the taxpayer can also log into www.icegate.gov.in**

**Central Board of Indirect Taxes and Customs**  
Ministry of Finance - Department of Revenue

🏠 👤 🔄

Name : SaumyNarayana Krishnamoorthy    Jurisdiction : C:CHENNAI-NORTH > D:NUNGAMBAKKAM > R:RANGE I
Last Logged In: Jan 28, 2026, 12:41:12 PM

### Taxpayer Details

HSNS Registration Number	Email Address	Mobile Number	Taxpayer Name	Address	CTIN	CTIN Expiry Date
TTPTR0365OHS001	rnragu26@gmail.com	9442494240	SaumyNarayana Krishnamoorthy	25 25 25Karaikal Tamil Nadu 609606	2601000117	12/02/2026

**Jurisdiction Details**

Commissionerate	Division	Range	Range Jurisdiction Code
CHENNAI-NORTH	NUNGAMBAKKAM	RANGE I	TK1001

**Duty Details**

Duty Heads	Accounting Code	Amount in (Rs.)
Cess on Pan Masala	0045	12,000
<b>Total Amount Rs.</b>		<b>12,000</b>
<b>Total Challan Amount (In words)</b>		<b>Rupees Twelve Thousand Only</b>

\*The amount entered must be in whole rupees and not contain decimal values.  
\*\*The amount column is left blank OR "0" is entered. In that case, please uncheck the Selection of the Minor Head.

**MAKE PAYMENT**

# Step11: ICEGATE PORTAL (EXTERNAL)

The screenshot shows the ICEGATE 2.0 website interface. At the top, the browser address bar displays 'icegate.gov.in'. The header includes the Indian Customs National Trade Portal 2.0 logo, the date '14 January 2026 | 12:03 PM', a 'Help' link, and the contact number '24x7 Helpdesk-1800-3010-1000'. The Ministry of Finance logo and the ICEGATE 2.0 logo are prominently displayed. The navigation menu includes 'About Us', 'Services', 'Advisories', 'Video Tutorials', 'Customer Support', and 'Quick Links'. A search icon and a 'Login / Sign Up' button are also present. Below the navigation, a main menu contains buttons for 'Registration', 'Electronic Filing', 'E-Payment', 'Enquiry', and 'Others'. The 'E-Payment' button is highlighted with a red border. The main content area features a promotional banner for 'Voluntary Payment' with the headline 'Empowering Choices - A Smarter, Faster Way!'. The banner lists six enhanced features: 'Clear Segregation of Payments', 'Detailed Receipts & Challans in Enquiry', 'Greater Transparency', 'Expanded Purpose Categories', 'Simplified Reconciliation', and 'Support for More Document Types'. A virtual assistant chat window for 'Vaani' is visible in the bottom right corner, with the message: 'Hi I'm Vaani, your Virtual Assistant. You can select from the options below or you can type your question in the space provided'. The footer contains the toll-free number '1800-3010-1000', the email 'icegatehelpdesk@icegate.gov.in', and the website URL 'https://www.icegate.gov.in/#'.

Step 12: Under ICEGATE PORTAL > HOME PAGE, select SERVICES > e-PAYMENT > CENTRAL EXCISE

The screenshot shows the ICEGATE 2.0 portal interface. At the top, there is a navigation bar with the Indian Customs National Trade Portal 2.0 logo, the date and time (14 January 2026 | 12:03 PM), a help link, a 24x7 Helpdesk number (1800-3010-1000), and a language selector set to Hindi. Below the navigation bar is the Ministry of Finance logo and the ICEGATE 2.0 logo. A secondary navigation bar contains links for About Us, Services, Advisories, Video Tutorials, Customer Support, and Quick Links, along with a search icon and a Login / Sign Up button. The main content area is titled 'E Payment' and features a table with the following data:

No	Name	Date	Version	View Detail
1	Baggage	18-Nov-2024	1.0	Click Here
2	Central Excise Duty	18-Oct-2024	1.0	Click Here
3	Customs Duty	22-Dec-2025	1.0	Click Here
4	SEZ Related	16-Nov-2024	1.0	Click Here

At the bottom of the page, there is a footer with a UASC logo, links for Site Map, Terms & Conditions, and Privacy Policy, a Public Feedback and Contact Us link, and social media icons for X, YouTube, and Facebook. A virtual assistant chat window for 'Vaani' is also visible, with the text: 'Hi I'm Vaani, your Virtual Assistant. You can select from the options below or you can type your question in the space provided'.

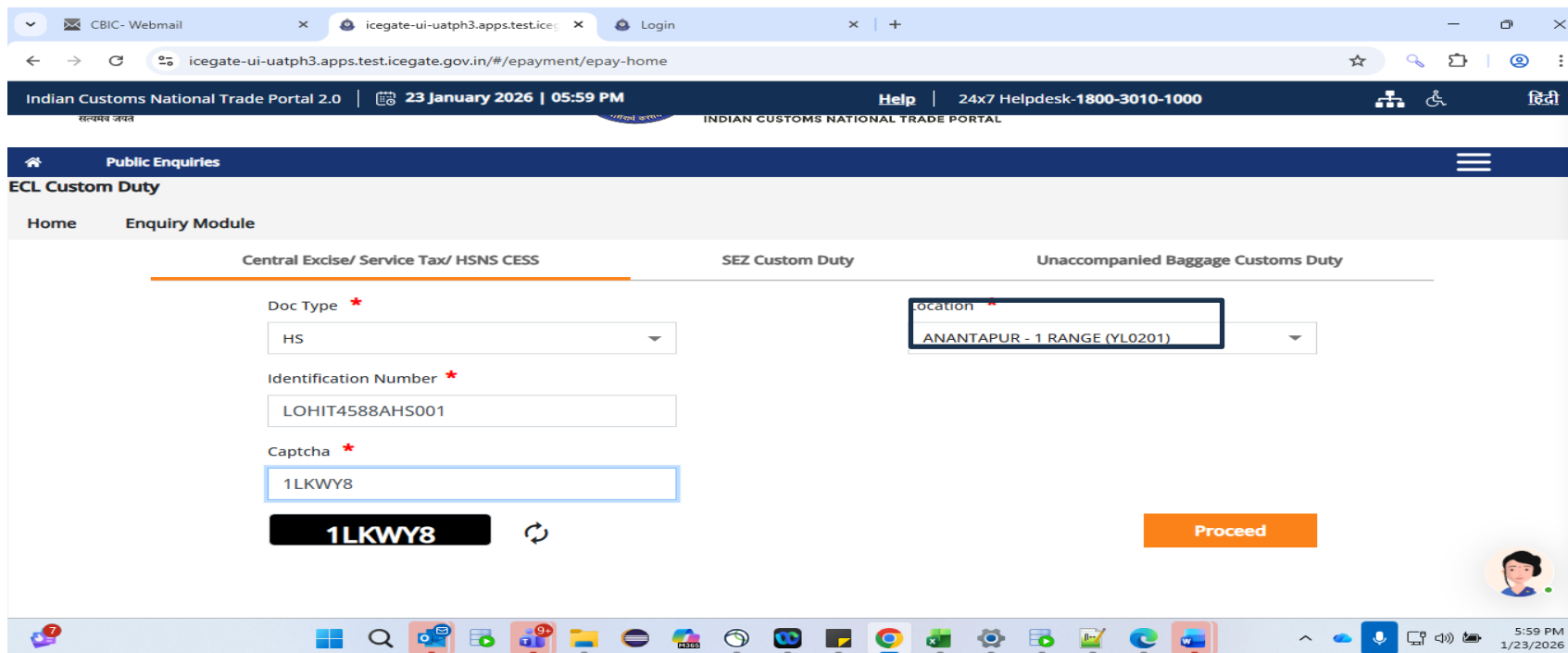
Step 13: Select HOME >Under Central Excise/Service Tax/HSNS Cess > Select Document type HS.

The screenshot shows the Indian Customs National Trade Portal 2.0 interface. The browser address bar displays the URL `icegate-ui-uatph3.apps.test.icegate.gov.in/#/epayment/epay-home`. The page header includes the date and time: 23 January 2026 | 06:04 PM, along with a 24x7 Helpdesk number: 1800-3010-1000. The main navigation bar features 'Public Enquiries' and a menu icon. The 'ECL Custom Duty' section is active, with 'Home' and 'Enquiry Module' tabs. Under the 'Enquiry Module', three tabs are visible: 'Central Excise/ Service Tax/ HSNS CESS' (highlighted with a red box), 'SEZ Custom Duty', and 'Unaccompanied Baggage Customs Duty'. The 'Central Excise/ Service Tax/ HSNS CESS' tab contains a form with the following fields: 'Doc Type' (a dropdown menu with 'HS' selected), 'Location' (a dropdown menu with 'Please Select Location'), and 'Captcha' (a text input field). Below the captcha is a black box displaying the text 'YRL27D' and a refresh icon. An orange 'Proceed' button is located to the right of the captcha. The Windows taskbar at the bottom shows the system tray with the date and time: 6:04 PM, 1/23/2026.

Step 14: Under Identification number, enter 15-digit(Alphanumeric) HSNS Cess Registration Number.

The screenshot displays the Indian Customs National Trade Portal 2.0 interface. The browser address bar shows the URL: `icegate-ui-uatph3.apps.testiceg.gov.in/#/epayment/epay-home`. The page header includes the date and time: 23 January 2026 | 05:59 PM, and a 24x7 Helpdesk number: 1800-3010-1000. The main navigation bar features 'Public Enquiries' and a menu icon. The 'ECL Custom Duty' section is active, with sub-tabs for 'Home' and 'Enquiry Module'. The 'Central Excise/ Service Tax/ HSNS CESS' tab is selected, with a sub-tab for '/HSNS'. The form contains the following fields: 'Doc Type' (dropdown menu with 'HS' selected), 'Location' (dropdown menu with 'ANANTAPUR - 1 RANGE (YL0201)' selected), 'Identification Number' (text input field containing 'LOHIT4588AHS001'), and 'Captcha' (text input field containing '1LKWY8'). A captcha image showing '1LKWY8' is displayed below the input field. A 'Proceed' button is located to the right of the form. The Windows taskbar at the bottom shows various application icons and the system clock indicating 5:59 PM on 1/23/2026.

Step 15: Under Location code, enter 6-digit Range Jurisdiction code as mentioned in the Challan generated originally



Step 16: On Clicking “Proceed” button, list of Challans ready for payment will be displayed. Taxpayers can select one or multiple challans to make payment by clicking “Proceed for Payment” button

The screenshot shows a web browser window with the URL `icegate-ui-uatph3.apps.test.icegate.gov.in/#/epayment/epay-home`. The page header includes the text "Indian Customs National Trade Portal 2.0" and the date "23 January 2026 | 05:59 PM". The main content area is titled "ECL Custom Duty" and contains three tabs: "Central Excise/ Service Tax/ HSNS CESS", "SEZ Custom Duty", and "Unaccompanied Baggage Customs Duty". The "Central Excise/ Service Tax/ HSNS CESS" tab is active. The form fields are as follows:

- Doc Type \* (Dropdown): HS
- Location \* (Dropdown): ANANTAPUR - 1 RANGE (YL0201)
- Identification Number \* (Text): LOHIT4588AHS001
- Captcha \* (Text): 1LKWY8

A "Proceed" button is located at the bottom right of the form. A captcha image showing "1LKWY8" is also visible below the captcha input field. The browser's taskbar at the bottom shows the time as 5:59 PM on 1/23/2026.

## Select Challan from the list of Unpaid challans

Indian Customs National Trade Portal 2.0 | 23 January 2026 | 06:00 PM | Help | 24x7 Helpdesk-1800-3010-1000 | हिंदी

Public Enquiries

### List of Unpaid Challans

Identification Number : LOHIT4588AHS001 | Location Code : ANANTAPUR - 1 RANGE(YL0201) | Document Type : HS

Sr.No	Select <input type="checkbox"/>	Challan Number	demo.challanType	Challan Date	Document Number	Document Date	Total Amount
1	<input type="checkbox"/>	2601002319	Fresh	Jan 19, 2026, 4:45:50 AM	8089201649	19-01-2026	27992
2	<input type="checkbox"/>	2601002317	Fresh	Jan 19, 2026, 4:44:49 AM	7809825709	19-01-2026	536556
3	<input type="checkbox"/>	2601002316	Fresh	Jan 19, 2026, 4:44:15 AM	3190113541	19-01-2026	41247
4	<input type="checkbox"/>	2601002315	Fresh	Jan 19, 2026, 4:43:25 AM	2240574397	19-01-2026	6545454
5	<input type="checkbox"/>	2601002273	Fresh	Jan 9, 2026, 4:37:26 AM	1121142741	09-01-2026	36254154

You can select maximum 10 challans at a time

Select Challan

6:00 PM 1/23/2026

Proceed for Payment

The screenshot shows the ICEGATE 2.0 web portal interface. At the top, the browser address bar shows the URL: `icegate-ui-uatph3.apps.test.icegate.gov.in/#/epayment/confirmed-challans`. The page header includes the text "Indian Customs National Trade Portal 2.0" and the date "23 January 2026 | 06:00 PM". The main header features the Ministry of Finance logo and the ICEGATE 2.0 logo. Below the header, there is a navigation bar with "Public Enquiries" and a menu icon. The main content area is titled "ECL Custom Duty" and contains a section for "List of Selected Unpaid Challans".

Identification Number : **LOHIT4588AHS001**      Location Code : **ANANTAPUR - 1 RANGE(YL0201)**      Document Type : **HS**

Sr.No	Challan Number	Challan Date	Document Number	Document Date	Total Amount
1	2601002319	Jan 19, 2026, 4:45:50 AM	8089201649	19-01-2026	27992

Buttons: **Back** (blue), **Proceed for Payment** (orange, highlighted with a red box)

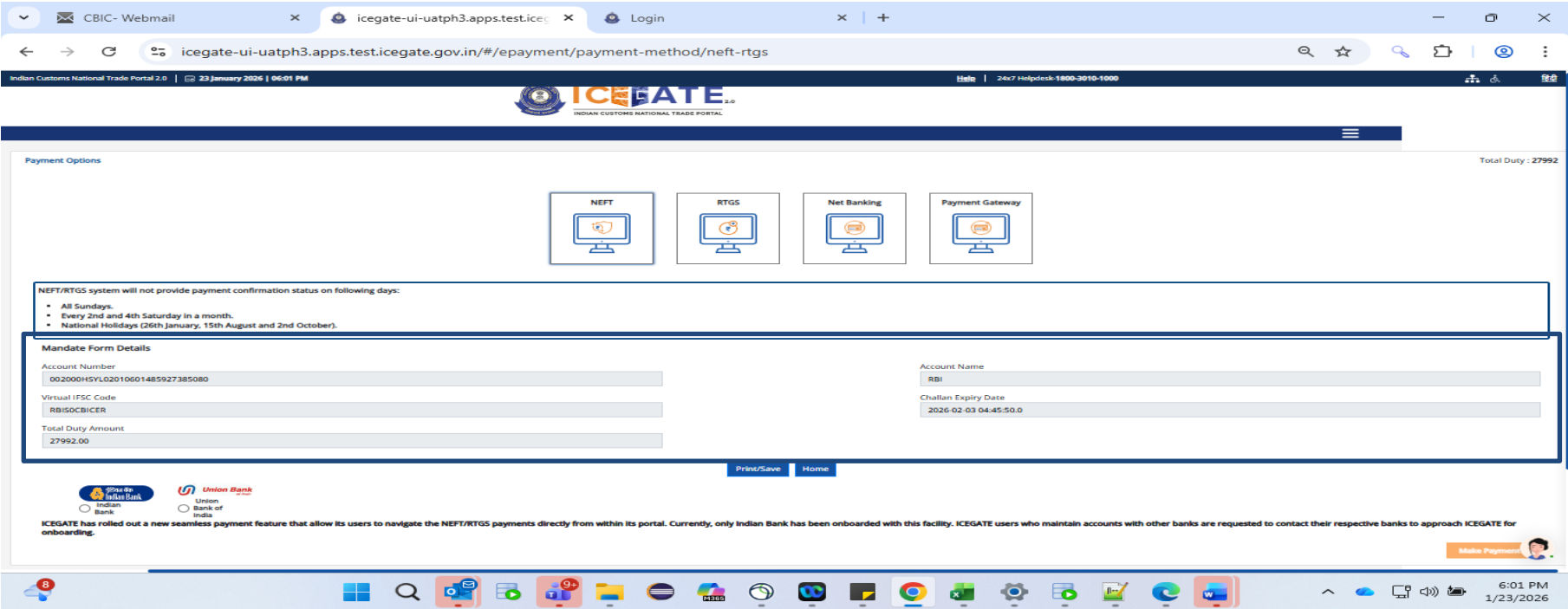
System tray at the bottom shows the time as 6:00 PM on 1/23/2026.

## MODE OF PAYMENTS

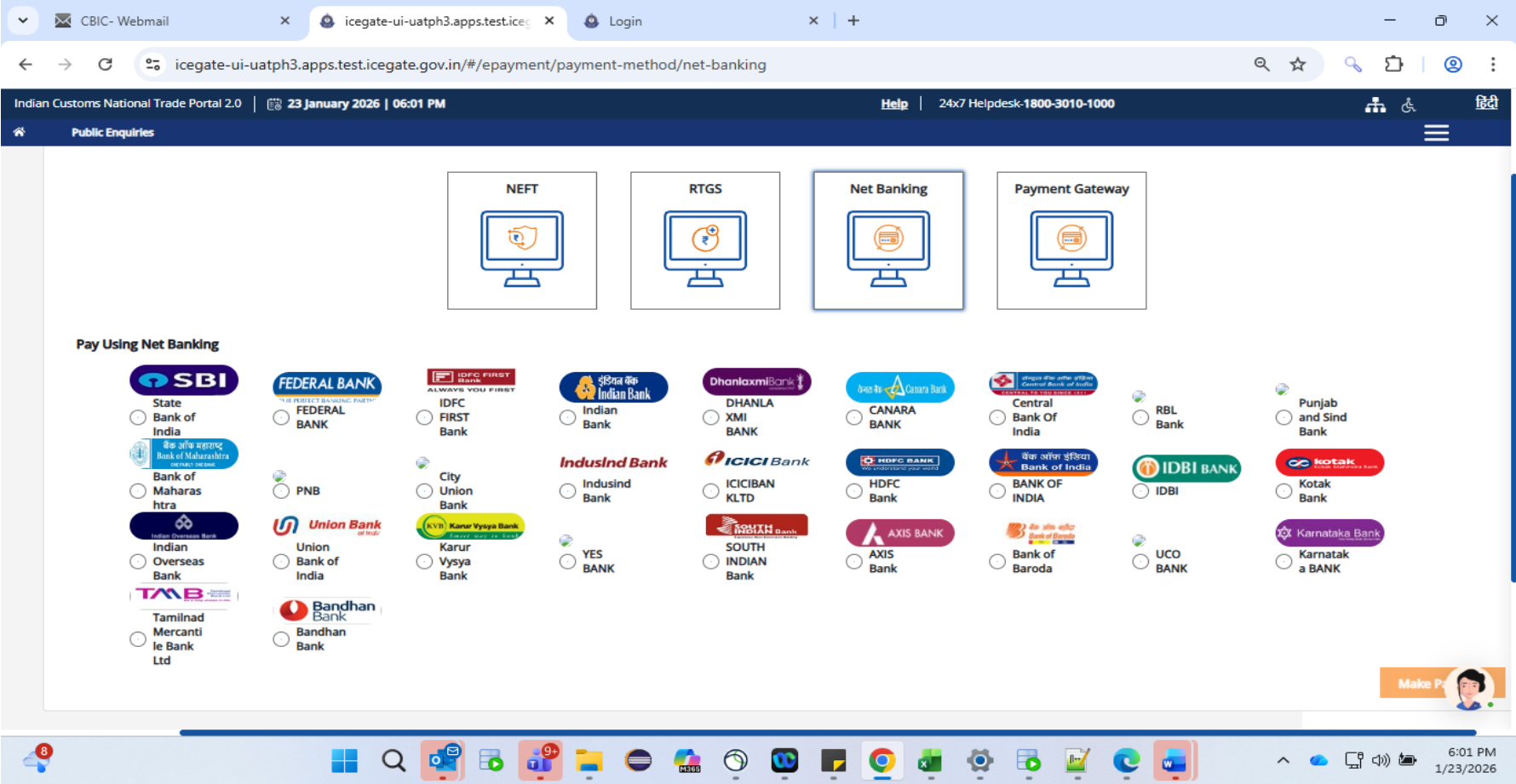
Step 17 : After selecting challans, click MAKE PAYMENT/PROCEED. Then 4 options viz. NEFT, RTGS, Net Banking and Payment Gateway will be available for making payment.

The screenshot displays the ICEGATE 2.0 web portal interface. At the top, the header includes the Ministry of Finance logo, the ICEGATE 2.0 logo, and navigation links such as 'About Us', 'Advisories', 'Tutorials', 'Reports', and 'Quick Links'. The main content area is titled 'ECL Custom Duty' and shows 'Payment Options' with a 'Total Duty : 303' indicator. Four payment methods are presented in a row: NEFT, RTGS, Net Banking, and Payment Gateway, each with a corresponding icon. Below these options is a 'Generate Mandate Form' button and a notice stating that the NEFT/RTGS system will not provide payment confirmation status on specific days: All Sundays, Every 2nd and 4th Saturday in a month, and National Holidays (26th January, 15th August and 2nd October). The footer contains a 'Site Map', 'Public Feedback', and 'Follow us at' section, along with a weather widget showing 24°C Haze and system information like 'ENG IN' and '14-02-2025'.


After Generation of Mandate Form, the following screen will appear for making payments under NEFT/RTGS,



On clicking Net banking, the following screen will appear



On clicking Payment Gateway, the following screen will appear



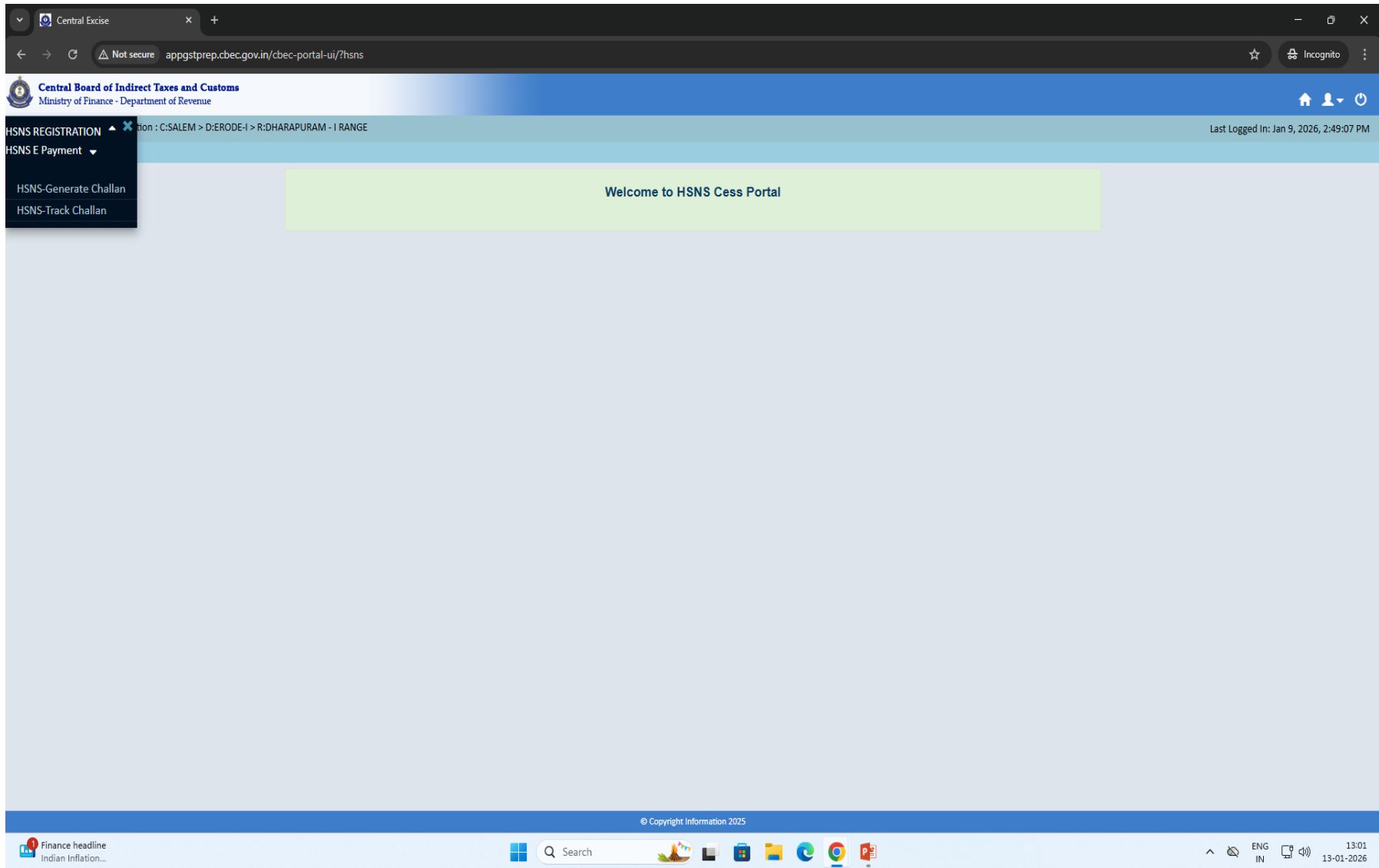
Step 18: Taxpayer can initiate the NEFT/RTGS transactions either online or take a printout of the mandate form and present it and make payment at any authorized bank branch.

Step 19: If payment is initiated online, confirmation of payment message will be displayed in ICEGATE Portal.

Step 20: If the payment is made successfully by the taxpayer, the taxpayer can check the status in the ICEGATE PORTAL > HOME PAGE, select SERVICES > e-PAYMENT > CENTRAL EXCISE. Select ENQUIRY> Central Excise/Service Tax/HSNS Cess, then follow Step13,14 &15.

## **TRACKING OF CHALLAN**

Step 21: The taxpayer can also check the status of challan Under Menu>HSNS TRACK CHALLAN



Step 22: On clicking “HSNS TRACK CHALLAN”, status of challan will be displayed as “PAID/NOT PAID”

Track Challan Status

Refresh

MAKE PAYMENT

Sl No.	HSNS Registration Number	Location Code	CTIN	CTIN Expiry Date	Email Address	Mobile Number	Assesse Name	Amount Paid	Date of Payment	Address	IG Reference Number	Scheme	Status
			<input type="text" value="Search"/>	<input type="text" value="dd/mm/yyyy"/>					<input type="text" value="dd/mm/yyyy"/>		<input type="text" value="Search"/>		<input type="text" value="Search"/>
1	ABCDE1234FHS005	TK0801	2601002477	06/02/2026	HEMAMAHESS.D089101@GOV.IN	9884250720	HSNS CESS	5,600.00		GST BHAWAN 12 10CHENNAI Tamil Nadu 600034			NOT PAID

« Previous 1 Next »

Step 23: On clicking the hyperlink under CTIN, Details of Taxpayers summary view will be displayed.

Name : SaamyNarayana Krishnamoorthy Jurisdiction : C:CHENNAI-NORTH > D:NUNGAMBAKKAM > R:RANGE I Last Logged In: Jan 28, 2026, 1:27:32 PM

**M E N U**

### Details of Taxpayer Summary View

HSNS Registration Number	Email Address	Mobile Number	Taxpayer Name	Address	CTIN	CTIN Date	CTIN Expiry Date
TTPTR0365OHS001	mrragu26@gmail.com	9442494240	SaamyNarayana Krishnamoorthy	25 25 25Karaikal Tamil Nadu 609606	2601000119	28/01/2026	12/02/2026

**CDR Details**

Commissionerate	Commissionerate Code	Division	Division Code	Range	Range Code
CHENNAI-NORTH	TK	NUNGAMBAKKAM	10	RANGE I	01

**Duty Details** **Payment Details**

Duty Heads	Accounting Code	Amount (In Rs.)
Cess on Pan Masala	0045	12,000.00
<b>Total Amount Rs.</b>		12,000.00
<b>Total Challan Amount (In words)</b>		<b>Rupees Twelve Thousand Only</b>

[Next](#)

Step-24- On clicking download payment receipt, e-receipt for HSNS CESS payment will appear similar to Central Excise e-receipt.


<b>Central Board of Indirect Taxes and Customs (CBIC)</b>					
<b>e-Receipt for Central Excise &amp; Service Tax Payments</b>					
<b>CTIN Number :</b>	2601002354	<b>CTIN Date:</b>	19/1/26 5:48 PM	<b>CTIN Expiry Date:</b>	3/2/26 12:00 AM
<b>Payment Particulars</b>					
<b>Transaction Acknowledgement Number :</b>	IG2011920260548066617528462542				
<b>IG Reference Number :</b>	002000HSTK10010303383057657873				
<b>CIN :</b>	C2001261505296599	<b>CIN Date :</b>	20-01-2026		
<b>Name of the Bank :</b>	FEDERAL BANK LTD.		<b>BSR Code :</b>		
<b>Details Of the Assessee</b>					
<b>Registration Number :</b>	CHTPE0365IHS001	<b>Assessee Name :</b>	Kiran		
<b>Address :</b>	tets test tsetdtset Andaman and Nicobar Islands 609606				
<b>Mobile Number :</b>	9442494240	<b>Email Id :</b>	rnragu26@gmail.com		
<b>Commissionerate :</b>	CHENNAI-NORTH	<b>Commissionerate Code :</b>	TK		
<b>Division :</b>	NUNGAMBAKKAM	<b>Division Code :</b>	10		
<b>Range:</b>	RANGE I	<b>Range Code :</b>	01	<b>Location Code :</b>	TK1001
<b>Details of Deposits</b>					
<b>Central Excise/ Service Tax</b>	<b>Description of Duty</b>	<b>Accounting Code</b>		<b>Amount Tendered</b>	
HS	Cess on Pan Masala			Rs. 3,256.00/-	
HS	Cess on Pan Masala			Rs. 652.00/-	
HS	Cess on Pan Masala			Rs. 536.00/-	
<b>Total Amount (in Rs.)</b>	Rs. 4,444.00/-				
<b>Total Amount (in Words.)</b>	Rupees Four Thousand Four Hundred and Forty Four Only				
<b>Payment Mode :</b>	Online	<b>Payment Channel :</b>	NB		
<b>NOTES :</b>					
1. Status of the Transaction can be tracked under "Track Challan" under Menu-->Epayment					
2. Payment status will be set as "PAID" for this Transaction					
3. This is a system generated Receipt					

## **ANNEXURE C - HELP DESK**

Help desk currently used for ACES GST portal will cater to the needs of Taxpayers and Tax officers.

Mail Id: [cbicmitra.helpdesk@icegate.gov.in](mailto:cbicmitra.helpdesk@icegate.gov.in)

Toll Free Number: 18004250232



Government of India, Ministry of Finance, Department of Revenue  
भारत सरकार, वित्त मंत्रालय, राजस्व विभाग  
Central Board of Indirect Taxes and Customs (CBIC)  
केंद्रीय अप्रत्यक्ष कर एवं सीमा शुल्क बोर्ड (सीबीआईसी)  
Office of the Additional Director General of Systems  
प्रणाली प्रधान निदेशालय के अतिरिक्त महानिदेशक का कार्यालय  
GST and Central Excise, GST Bhavan, 1<sup>st</sup> and 5<sup>th</sup> floor,  
जीएसटी और केंद्रीय उत्पाद शुल्क, जीएसटी भवन, पहली और पांचवी मंजिल,  
No. 26/1, Mahatma Gandhi Road, Nungambakkam, Chennai -600034  
सं. 26/1, महात्मा गाँधी रोड, नुंगंबक्कम, चेन्नई-600034

File No: DGSYS/APP/CZU/RGMO/1/2025-ACES/GST O/o-ADG-DGS-ZU-CHENNAI-Part(1) Date: 29.01.2026

**ADVISORY NO. 02 /2026 – HSNS CESS - ACCOUNTING HEAD FOR PAYMENT**

Sub: HSNS Cess - Accounting Head for Payment – Regarding.

\*\*\*\*\*

Kind reference is invited to the levy of “The Health Security se National Security Cess (HSNS Cess)”, under The Health Security se National Security Cess Act,2025 in respect of notified goods under Schedule I of the said Act w.e.f. 1st February 2026.

2. For the purpose of payment of HSNS Cess, Interest, Penalty and other payments, as need be, the following Accounting Head Codes shall be used :

SR.NO	SUBORDINATE HEAD	8 DIGIT ACCOUNTING CODE
1.	<b>HSNS-CESS</b>	<b>00450207</b>
2.	<b>HSNS- INTEREST</b>	<b>00450208</b>
3.	<b>HSNS- PENALTY</b>	<b>00450210</b>
4.	<b>HSNS-OTHERS</b>	<b>00450212</b>

3. The above Accounting Codes may be widely circulated to sensitize the Field Formations, Trade and Public.

**Digitally signed by  
Sahil Inamdar**

**Date: 29-01-2026**

**15:10:43** | Sahil Inamdar

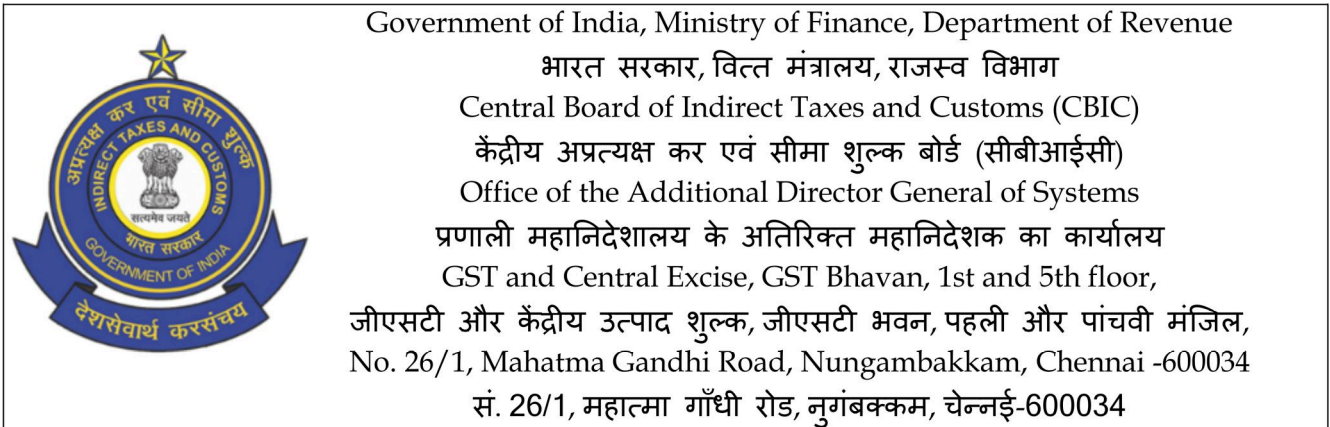
अतिरिक्त महानिदेशक | Additional Director General,  
प्रणाली प्रधान निदेशालय, चेन्नई | DG Systems, Chennai

To

1. All the Pr. Chief Commissioners/Chief Commissioners of GST Zones.
2. The Pr. DG/DG, DGGI/DGGST/DG (Audit)/DG (TPS).
3. The Commissioner, GST (Policy Wing).
4. The Commissioner, Central Excise (Policy Wing).
5. All the Pr. Commissioners/Commissioners of GST.
6. The Pr ADG /ADGs of Systems, New Delhi/ Bengaluru / Kolkata/Mumbai
7. The Pr.ADG ICEGATE--- with request to kindly circulate among all Stake Holders for ICEGATE e-payment gateway portal functionality.
8. The Joint Secretary, TRU 1
9. The Joint Secretary, DOR
10. Web master, CBIC

Copy submitted to.

1. The Pr. Director General, Systems & Data Management, New Delhi -----for information
2. PS to the Member (IT) ----- for information.



File No: DGSYS/APP/CZU/RGMO/1/2025-ACES/GST O/o-ADG-DGS-ZU-CHENNAI-Part(1) Dated 09-02-2026

**ADVISORY No. 04/2026 - Procedure for filing HSNS Declaration in Form HSNS DEC-01**

Sub: HSNS Cess - HSNS Declaration Filing Procedure in the CBIC Taxpayer's portal -  
 Regarding.

\*\*\*\*\*

Attention is invited to The Health Security se National Security Cess (HSNS Cess) Act, 2025 notified on 16.12.2025 and introduced with effect from 01.02.2026.

2. The HSNS Cess Application functionalities are developed and hosted on the designated Portal ([www.cbic-gst.gov.in](http://www.cbic-gst.gov.in)) (herein after referred to as the 'Portal').
3. The step-by-step procedure for Filing Initial Declaration in FORM HSNS DEC-01 on the taxpayer portal i.e., '[www.cbic-gst.gov.in](http://www.cbic-gst.gov.in)' with screenshots is detailed in ANNEXURE-A.
4. Similar Advisory for filing fresh declaration in case of any change in the parameters relevant for the computation of Cess, or in case of installation, addition or commencement of any machine or process will be issued shortly.
5. The above advisory may be widely circulated to sensitize the field officers and trade.

**Digitally signed by  
 Sahil Inamdar  
 Date: 09-02-2026  
 18:12:50**

साहिल इनामदार | Sahil Inamdar

अतिरिक्त महानिदेशक | Additional Director General,  
 प्रणाली महानिदेशालय, चेन्नई | DG Systems, Chennai

To

1. All the Pr. Chief Commissioners/Chief Commissioners of GST Zones.
2. The Pr. DG/DG, DGGI/DGGST/DG (Audit)/DG (TPS).
3. The Commissioner, GST (Policy Wing).
4. The Commissioner, Central Excise (Policy Wing).
5. All the Pr. Commissioners/Commissioners of GST.
6. The Pr. ADG / ADGs of Systems, New Delhi/ Bengaluru / Kolkata/ Mumbai
7. The Joint Secretary, TRU 1
8. The Joint Secretary, DOR.
9. Web master, CBIC

Copy submitted to.

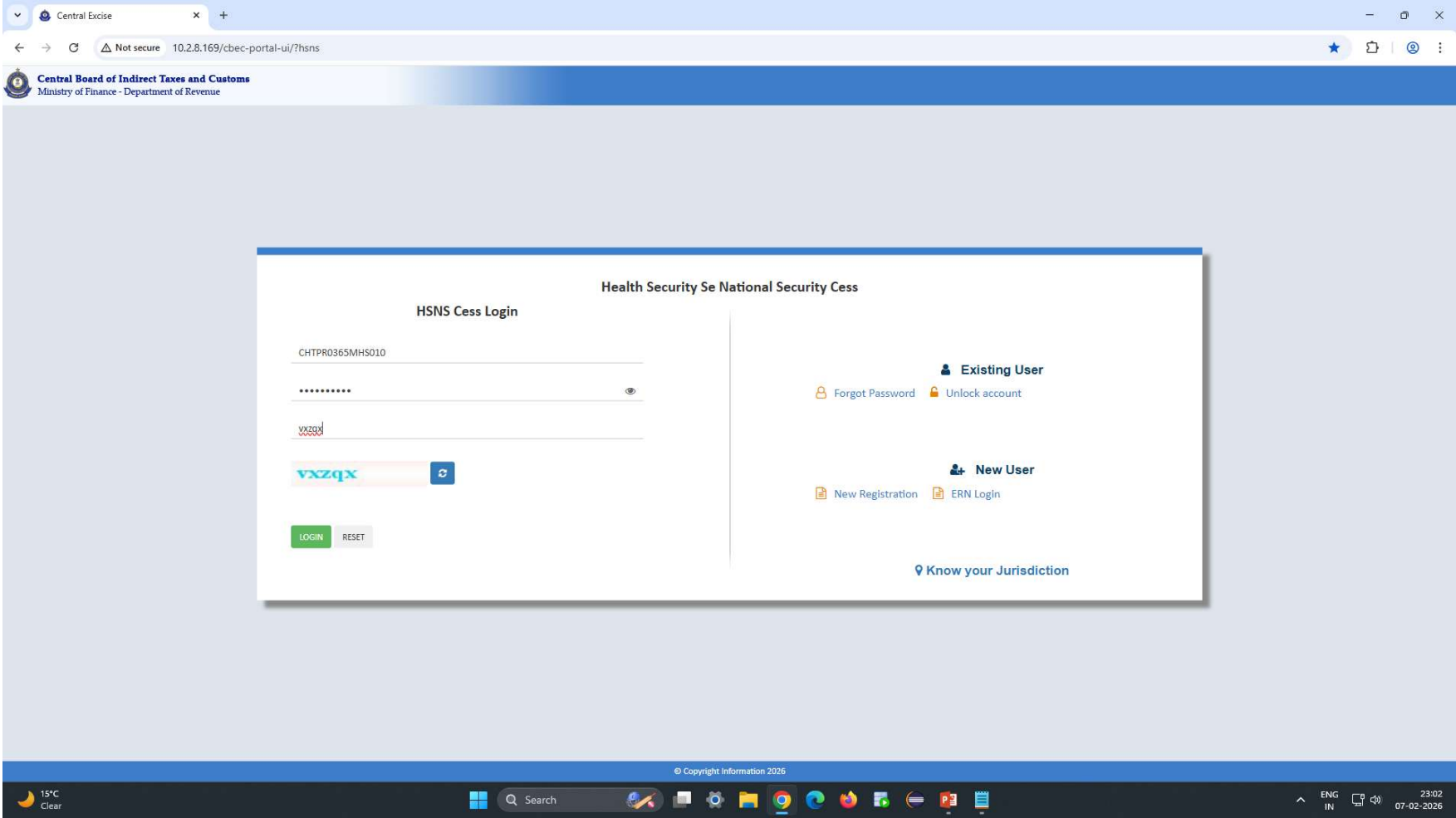
1. The Pr. Director General, Systems & Data Management, New Delhi -----for information
2. PS to the Member (IT) ----- for information.

## ANNEXURE-A: STEP BY STEP PROCEDURE FOR FILING FORM HSNS DEC-1

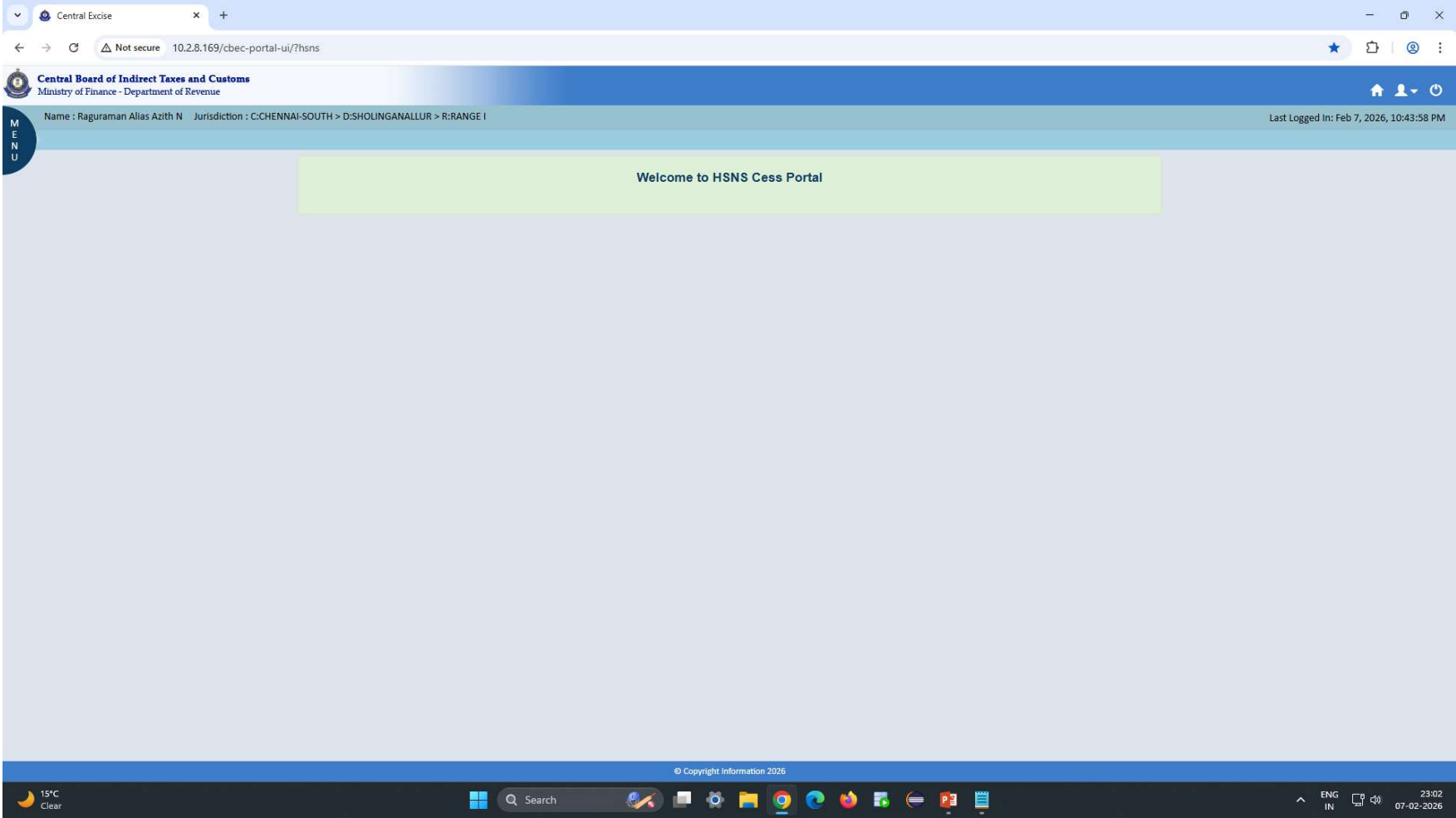
1. The portal for HSNS cess is [www.cbic-gst.gov.in](http://www.cbic-gst.gov.in).

The screenshot displays the homepage of the Central Board of Indirect Taxes and Customs (CBIC) portal. The browser's address bar shows the URL [cbic-gst.gov.in/#](http://cbic-gst.gov.in/#). The page header includes the Ministry of Finance - Department of Revenue logo, the CBIC logo, and the 'NATION TAX MARKET' logo. A navigation menu contains links for GST Acts, Services, SVLDRS, ACES (CE&ST), Archives, HSNS, and SBS Login. A yellow banner at the top contains a notice: 'Kind Attention: Advisory 01/2026 - HSNS Cess - Login procedure and Filing Application for New Registration and Payment in the CBIC Taxpayer's portal - Re' and a link to 'Report Tax Fraud, click here'. The main content area features a large banner with the text 'CBEC Central Board of Excise and Customs is now CBIC Central Board of Indirect Taxes and Customs' and the Twitter handle '@cbic\_india'. Below the banner are three sections: 'What's New' with a list of updates, 'Image Gallery' with a photo of a building and the text 'GST DAY Celebrated at CBIC offices across the country', and 'CBIC MITRA HELPDESK' with a 'Query Form' link and the number '1800 425 0232'. The Windows taskbar at the bottom shows the system clock as 21:47 on 04-02-2026.

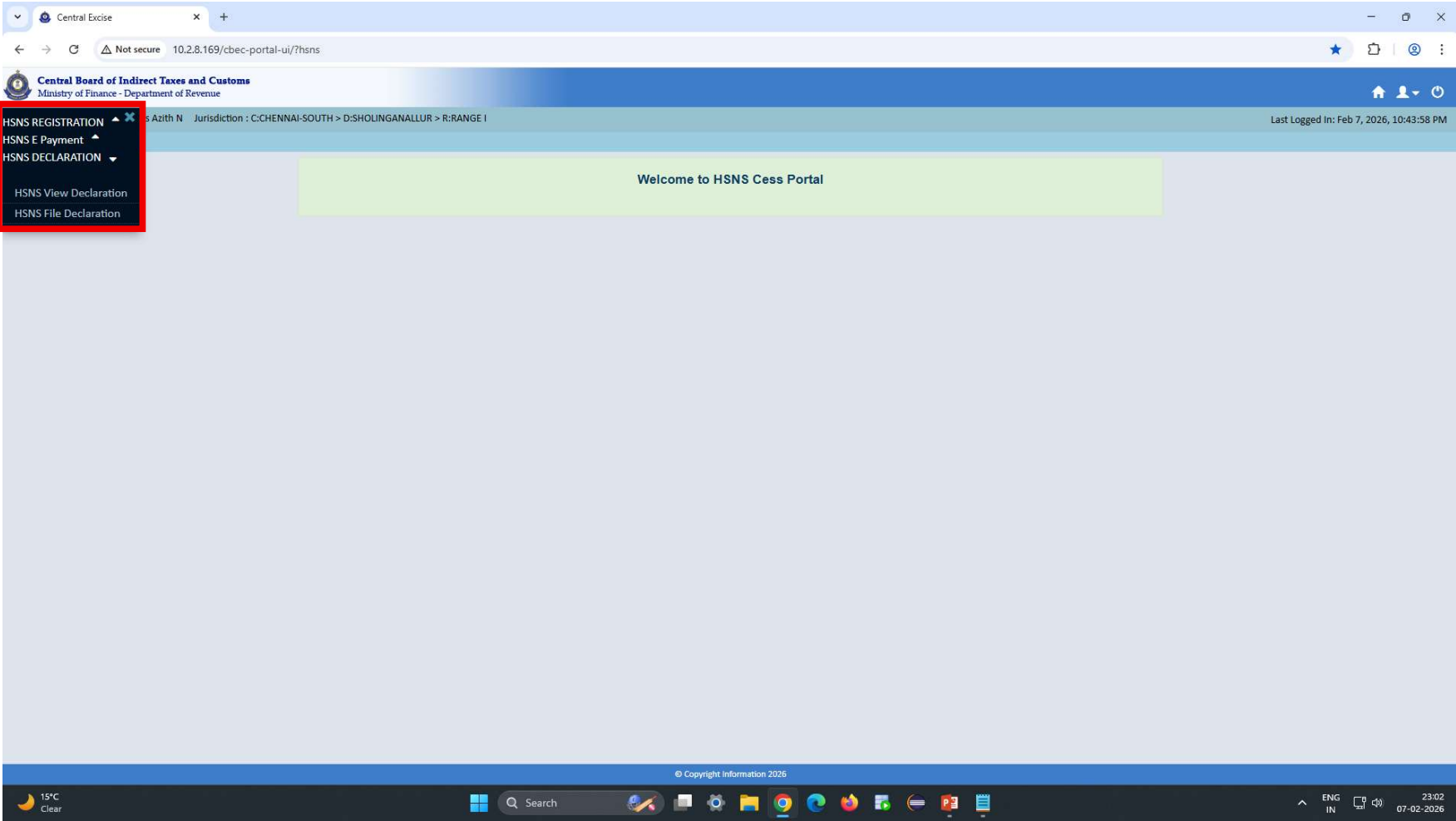
2. Click on HSNS> HSNS CESS Login which leads to the relevant Taxpayer Login



3. Taxpayer needs to enter login credentials and click on submit button after which the Taxpayer dashboard will appear.



4. To file HSNS declaration, go to Menu > HSNS DECLARATION > HSNS File Declaration.



5. On clicking “HSNS File Declaration”, the following page namely HSNS DEC-01 will be displayed on the screen. During the **Registration**, the taxpayer had to select the “Category of Taxable Person” under “Categorisation of Taxable Activity” among the two options, namely 1. Wholly or Partly Machine-based process , and 2. Wholly Manual Process.

The screenshot displays the HSNS REG-01 registration form. The browser address bar shows the URL 10.2.8.169/cbec-portal-ui/hssensDashboard. The page header includes the Central Board of Indirect Taxes and Customs logo and the text "Central Board of Indirect Taxes and Customs Ministry of Finance - Department of Revenue". The main heading is "HSNS REG-01". The form contains several tabs: "Business Details", "Address of Manufacturing Premises (Factory)", "Categorisation of Taxable Activity", "Details of Promoter/ Partners/ Directors", "Authorized Signatory", "Bank Details", and "Verification". The "Categorisation of Taxable Activity" tab is active and highlighted with a red box. Below this tab, the form is titled "Based on Section 4 and Schedule II of the HSNS Cess Act, 2025". It features four main input fields: "Category of Taxable Person" (a dropdown menu with a red border and a red box around it, showing options "Wholly Manual Process" and "Wholly or partly machine-based process"), "Nature of Control over Machines/Process" (a dropdown menu), "CTH" (a dropdown menu), and "Description of Specified Goods (As per Schedule I)" (a text input field). At the bottom right of the form area, there are three buttons: "Previous", "Save", and "Next". The Windows taskbar at the bottom shows the system tray with weather information (27°C Sunny), search, and various application icons. The system clock indicates the time is 12:44 on 08-02-2026.

## PROCEDURE FOR FILING DECLARATION: MANUAL PROCESS

6. If the Taxpayer had selected “Category of Taxable Person” under “Categorisation of Taxable Activity” as “Wholly Manual Process” in the form HSNS REG-01, the following screen (manual process) will appear.

The screenshot shows the 'HSNS DEC-01 Manual Processes' form. The form is titled 'HSNS DEC-01 Manual Processes' and is highlighted with a red box. The form is for 'Initial Declaration' and contains the following fields:

- HSNS Registration No: CHTPR0365MHS029
- Legal Name: RAGURAMAN ALIAS AZITH N
- Trade Name: test
- Address of the Factory / Premises: test,test,test,Tamil Nadu - 609606
- GSTIN: (empty)
- Date of Filing: 08/02/2026

Below the form, there are tabs for 'Goods Manufactured', 'Details of Manual Processes', 'Documents Uploaded', and 'Verification'. The 'Goods Manufactured' tab is selected, showing a table with the following columns: Sl. No (1), Chapter / Heading / Sub-heading / Tariff Item (2), Description of goods (3), Brand Name(s) (4), and Action.

Sl. No (1)	Chapter / Heading / Sub-heading / Tariff Item (2)	Description of goods (3)	Brand Name(s) (4)	Action
1	Select	Auto-populated	Brand Name	<input type="checkbox"/> <input type="checkbox"/>

At the bottom of the form, there are 'Next' and 'Save' buttons.

7. As this is the Initial Declaration, the Declaration Type is displayed as **Initial Declaration** at the top corner on the right side of the Form.

Central Board of Indirect Taxes and Customs  
Ministry of Finance - Department of Revenue

Name : RAGURAMAN ALIAS AZITH N Jurisdiction : C:CHENNAI-SOUTH > D:SHOLINGANALLUR > R:RANGE I Last Logged In: Feb 8, 2026, 5:39:27 PM

### HSNS DEC-01

Manual Processes

**DECLARATION TYPE: Initial Declaration**

HSNS Registration No: CHTPR0365MHS029  
Legal Name: RAGURAMAN ALIAS AZITH N  
Trade Name: test  
Address of the Factory / Premises: test,test,test,Tamil Nadu - 609605  
GSTIN:  
Date of Filing: 08/02/2026

Goods Manufactured | Details of Manual Processes | Documents Uploaded | Verification

**3. Details of specified goods manufactured as per Table below:**

Sl. No (1)	Chapter / Heading / Sub-heading / Tariff Item (2)	Description of goods (3)	Brand Name(s) (4)	Action
1	Select	Auto-populated	Brand Name	

Next Save

© Copyright Information 2026

27°C Sunny 17:40 08-02-2026

8. Click on the relevant tables to enter the details

8.1. Step 1: "Basic Information" under Table 1, viz., HSNS Registration No, Legal Name, Trade Name if any and Address of the factory / premises will be auto fetched from the System. Other details such as Address of other premises manufacturing the same products, GSTIN (if any) should be filled by the taxpayer.

Central Board of Indirect Taxes and Customs  
Ministry of Finance - Department of Revenue

Name : RAGURAMAN ALIAS AZITH N Jurisdiction : C:CHENNAI-SOUTH > D:SHOLINGANALLUR > R:RANGE I Last Logged In: Feb 8, 2026, 5:39:27 PM

### HSNS DEC-01 Manual Processes

DECLARATION TYPE: Initial Declaration

HSNS Registration No: CHTPR0365MHS029  
Legal Name: RAGURAMAN ALIAS AZITH N  
Trade Name: test  
Address of the Factory / Premises: test,test,test,test,Tamil Nadu - 609606  
GSTIN:   
Date of Filing: 08/02/2026

Goods Manufactured | Details of Manual Processes | Documents Uploaded | Verification

3. Details of specified goods manufactured as per Table below:

Sl. No (1)	Chapter / Heading / Sub-heading / Tariff Item (2)	Description of goods (3)	Brand Name(s) (4)	Action
1	Select	Auto-populated	Brand Name	<input type="checkbox"/> <input type="checkbox"/>

Next Save

© Copyright Information 2026

27°C Sunny 17:40 08-02-2026

8.2. Step 2: On clicking the tab “Goods Manufactured”, a table namely “**Details of Specified Goods manufactured**” will appear. The Registered person needs to select ‘21069020’ under the column “Chapter/Heading/Sub heading/Tariff item” then the “Description of goods” will be auto populated as “PAN MASALA” and the Brand Name is to be entered by the Registered person.

Central Board of Indirect Taxes and Customs  
Ministry of Finance - Department of Revenue

Name : RAGURAMAN ALIAS AZITH N Jurisdiction : C:CHENNAI-SOUTH > D:SHOLINGANALLUR > R:RANGE I Last Logged In: Feb 8, 2026, 5:39:27 PM

### HSNS DEC-01 Manual Processes

DECLARATION TYPE: Initial Declaration

HSNS Registration No: CHTPR0365MHS029  
 Legal Name: RAGURAMAN ALIAS AZITH N  
 Trade Name: test  
 Address of the Factory / Premises: test,test,test,Tamil Nadu - 609606  
 GSTIN:  
 Date of Filing: 08/02/2026

Goods Manufactured | Details of Manual Processes | Documents Uploaded | Verification

3. Details of specified goods manufactured as per Table below:

Sl. No (1)	Chapter / Heading / Sub-heading / Tariff item (2)	Description of goods (3)	Brand Name(s) (4)	Action
1	21069020	PAN MASALA	Birla	



Next Save Add New Row

© Copyright Information 2026

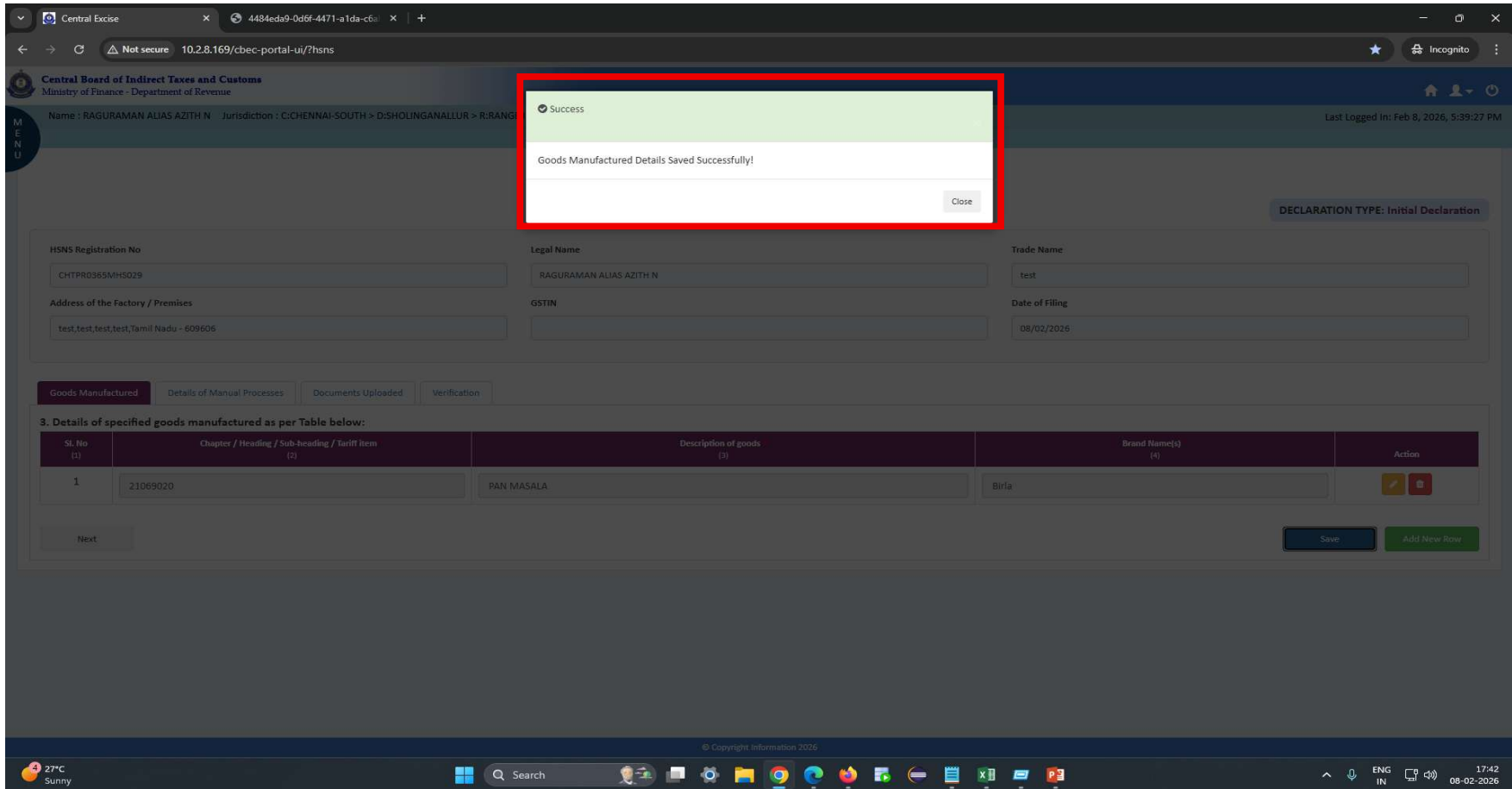
27°C Sunny Search 17:41 08-02-2026

8.3. To add more product(s), taxpayer has to click on "Add New Row" button after which one more rows will be added wherein the taxpayer has to follow the same procedure as mentioned in point no. 8.2. above.

The screenshot displays the 'HSNS DEC-01 Manual Processes' web application. The header includes the Central Board of Indirect Taxes and Customs logo and navigation links. The user is logged in as RAGURAMAN ALIAS AZITH N. The main form contains fields for HSNS Registration No (CHTPRO365MHS029), Legal Name (RAGURAMAN ALIAS AZITH N), Trade Name (test), Address of the Factory / Premises (test,test,test,Tamil Nadu - 609606), GSTIN, and Date of Filing (08/02/2026). Below the form are tabs for 'Goods Manufactured', 'Details of Manual Processes', 'Documents Uploaded', and 'Verification'. A table titled '3. Details of specified goods manufactured as per Table below:' contains one row with columns for Sl. No (1), Chapter / Heading / Sub-heading / Tariff Item (21069020), Description of goods (PAN MASALA), Brand Name(s) (Birla), and Action. At the bottom right, there are 'Save' and 'Add New Row' buttons, with the latter highlighted by a red box.

Sl. No (1)	Chapter / Heading / Sub-heading / Tariff Item (2)	Description of goods (3)	Brand Name(s) (4)	Action
1	21069020	PAN MASALA	Birla	 

8.4. Once the details are entered in a Row, the Taxpayer should click on the Blue tick under Action Column. Then the entries made will be saved in the system and the Blue tick will change to edit (orange) button. Once the details are entered in subsequent rows, the Taxpayer should click on the 'Save' button before proceeding to the next page. Then the message namely "Goods Manufactured details saved Successfully" will appear as shown below.



8.5. Step 3: Under the tab “Details of Manual Process” the registered person should enter the details such as Description of Process, Location / Section within Factory, Nature of Packing (e.g., Pouch, Tin, Container), Weight of Specified Goods Packed (in Grams), Average Daily Production Capacity (Units) and Date of Commencement of Process.

Central Board of Indirect Taxes and Customs  
Ministry of Finance - Department of Revenue

Name : RAGURAMAN ALIAS AZITH N Jurisdiction : C:CHENNAI-SOUTH > D:SHOLINGANALLUR > R:RANGE I Last Logged in: Feb 8, 2026, 5:39:27 PM

### HSNS DEC-01 Manual Processes

DECLARATION TYPE: Initial Declaration

HSNS Registration No: CHTPR0365MHS029  
Legal Name: RAGURAMAN ALIAS AZITH N  
Trade Name: test  
Address of the Factory / Premises: test,test,test,Tamil Nadu - 609606  
GSTIN:  
Date of Filing: 08/02/2026

Goods Manufactured | **Details of Manual Processes** | Documents Uploaded | Verification

8. Details of Manual Processes (If applicable), as per Table below:

S. No (1)	Description of Process (2)	Location / Section within Factory (3)	Nature of Packing (Pouch / Tin / Container) (4)	Weight of Specified Goods Packed (in Grams) (5)	Average Daily Production Capacity (Units) (6)	Date of Commencement of Process (7)	Action
1	Manual	1st Floor	Container	20	1000	08/02/2026	<input checked="" type="checkbox"/>

Previous Next Save

© Copyright Information 2026

27°C Sunny 17:43 08-02-2026


8.6. Once the details are entered in a Row, the Registered person should click on the Blue tick under Action Column (as shown in the point no. 8.5 above). Then the entries made will be saved in the system and the Blue tick will change to edit (orange) button.

The screenshot displays the 'HSNS DEC-01 Manual Processes' interface. At the top, the user is logged in as RAGURAMAN ALIAS AZITH N. The page includes a form for entering details and a table for listing manual processes.

**Form Fields:**

- HSNS Registration No: CHTPR0365MHS029
- Legal Name: RAGURAMAN ALIAS AZITH N
- Trade Name: test
- Address of the Factory / Premises: test,test,test,Tamil Nadu - 609606
- GSTIN: (empty)
- Date of Filing: 08/02/2026

**Table: 8. Details of Manual Processes (if applicable), as per Table below:**

S. No (1)	Description of Process (2)	Location / Section within Factory (3)	Nature of Packing (Pouch / Tin / Container) (4)	Weight of Specified Goods Packed (in Grams) (5)	Average Daily Production Capacity (Units) (6)	Date of Commencement of Process (7)	Action
1	Manual	1st Floor	Container	20	1000	08/02/2026	

Buttons: Previous, Next, Save, Add New Row.

8.7. The Registered person should click on the save button before proceeding to the next page.

The screenshot displays the 'HSNS DEC-01 Manual Processes' web application. The header includes the Central Board of Indirect Taxes and Customs logo and navigation links. The user is logged in as RAGURAMAN ALIAS AZITH N. The page is titled 'HSNS DEC-01 Manual Processes' and shows a 'DECLARATION TYPE: Initial Declaration'.

The form contains the following fields:

- HSNS Registration No: CHTPRO365MHS029
- Legal Name: RAGURAMAN ALIAS AZITH N
- Trade Name: test
- Address of the Factory / Premises: test,test,test,Tamil Nadu - 609606
- GSTIN: (empty)
- Date of Filing: 08/02/2026

Below the form, there are tabs for 'Goods Manufactured', 'Details of Manual Processes', 'Documents Uploaded', and 'Verification'. The 'Details of Manual Processes' tab is active, showing a table with the following data:

S. No (1)	Description of Process (2)	Location / Section within Factory (3)	Nature of Packing (Pouch / Tin / Container) (4)	Weight of Specified Goods Packed (in Grams) (5)	Average Daily Production Capacity (Units) (6)	Date of Commencement of Process (7)	Action
1	Manual	1st Floor	Container	20	1000	08/02/2026	[Edit] [Delete]

At the bottom of the table area, there are 'Previous' and 'Next' buttons, a 'Save' button (highlighted with a red box), and an 'Add New Row' button.

8.8. Then the message namely “Manual Process saved Successfully” will appear as shown below.

Central Board of Indirect Taxes and Customs  
Ministry of Finance - Department of Revenue

Name : RAGURAMAN ALIAS AZITH N    Jurisdiction : C:CHENNAI-SOUTH > D:SHOLINGANALLUR > R:RANGE

Last Logged in: Feb 8, 2026, 5:39:27 PM

DECLARATION TYPE: Initial Declaration

HSNS Registration No: CHTPR0385MH5029    Legal Name: RAGURAMAN ALIAS AZITH N    Trade Name: test

Address of the Factory / Premises: test\_test,test\_test,Tamil Nadu - 609606    GSTIN:    Date of Filing: 08/02/2026

8. Details of Manual Processes (if applicable), as per Table below:

S. No (1)	Description of Process (2)	Location / Section within Factory (3)	Nature of Packing (Pouch / Tin / Container) (4)	Weight of Specified Goods Packed (in Grams) (5)	Average Daily Production Capacity (Units) (6)	Date of Commencement of Process (7)	Action
1	Manual	1st Floor	Container	20	1000	08/02/2026	

Previous    Next    Save    Add New Row

8.9. Step 4: All the required documents are to be uploaded by the Registered person. In respect of documents to be uploaded, a maximum of five documents of up to 2 MB each can be uploaded.

The screenshot displays the 'HSNS DEC-01 Manual Processes' web application. The interface includes a header with the Central Board of Indirect Taxes and Customs logo and navigation links. A user menu is visible on the left. The main content area shows a form for document upload with the following fields:

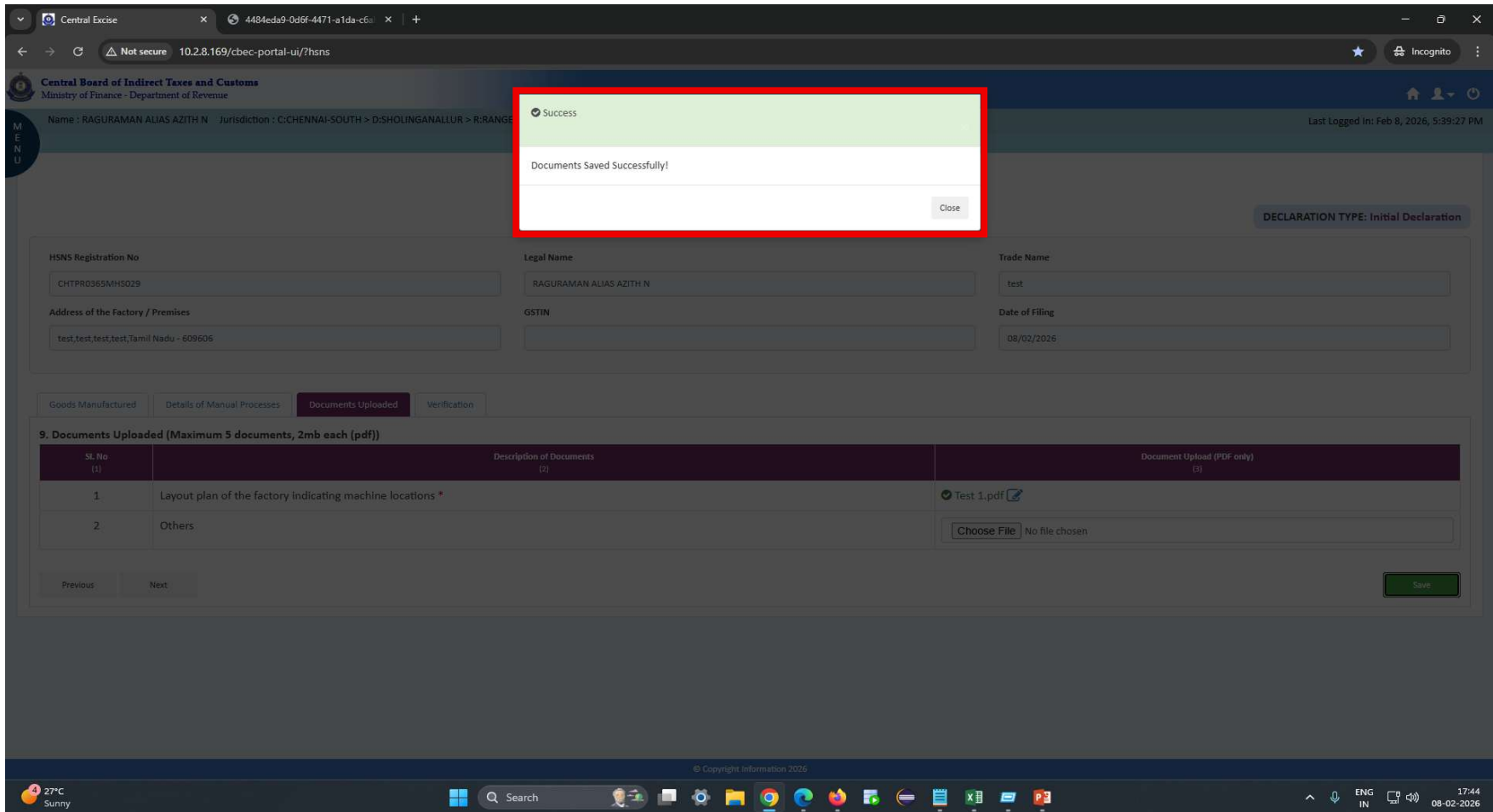
- HSNS Registration No:** CHTPR0365MHS029
- Legal Name:** RAGURAMAN ALIAS AZITH N
- Trade Name:** test
- Address of the Factory / Premises:** test,test,test,Tamil Nadu - 609606
- GSTIN:** (empty)
- Date of Filing:** 08/02/2026

Below the form, there are tabs for 'Goods Manufactured', 'Details of Manual Processes', 'Documents Uploaded', and 'Verification'. The 'Documents Uploaded' tab is active, showing a table with the following data:

Sl. No (1)	Description of Documents (2)	Document Upload (PDF only) (3)
1	Layout plan of the factory indicating machine locations *	<input type="button" value="Choose File"/> No file chosen
2	Others	<input type="button" value="Choose File"/> No file chosen

At the bottom of the form, there are 'Previous' and 'Next' buttons, and a green 'Save' button.

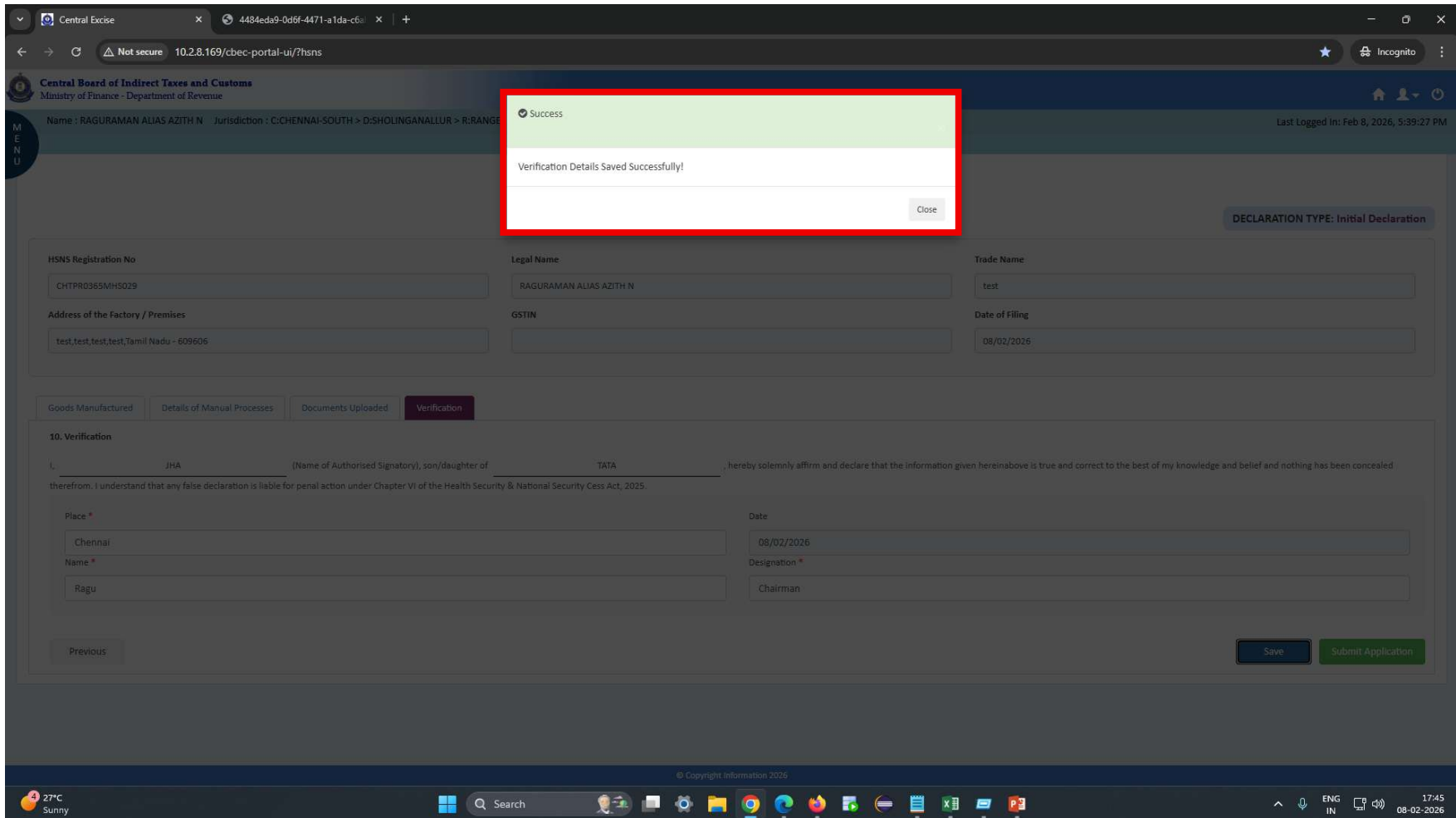
8.10. After the documents are uploaded, the taxpayer should save the details uploaded by clicking on the "Save" button. The following message will appear.



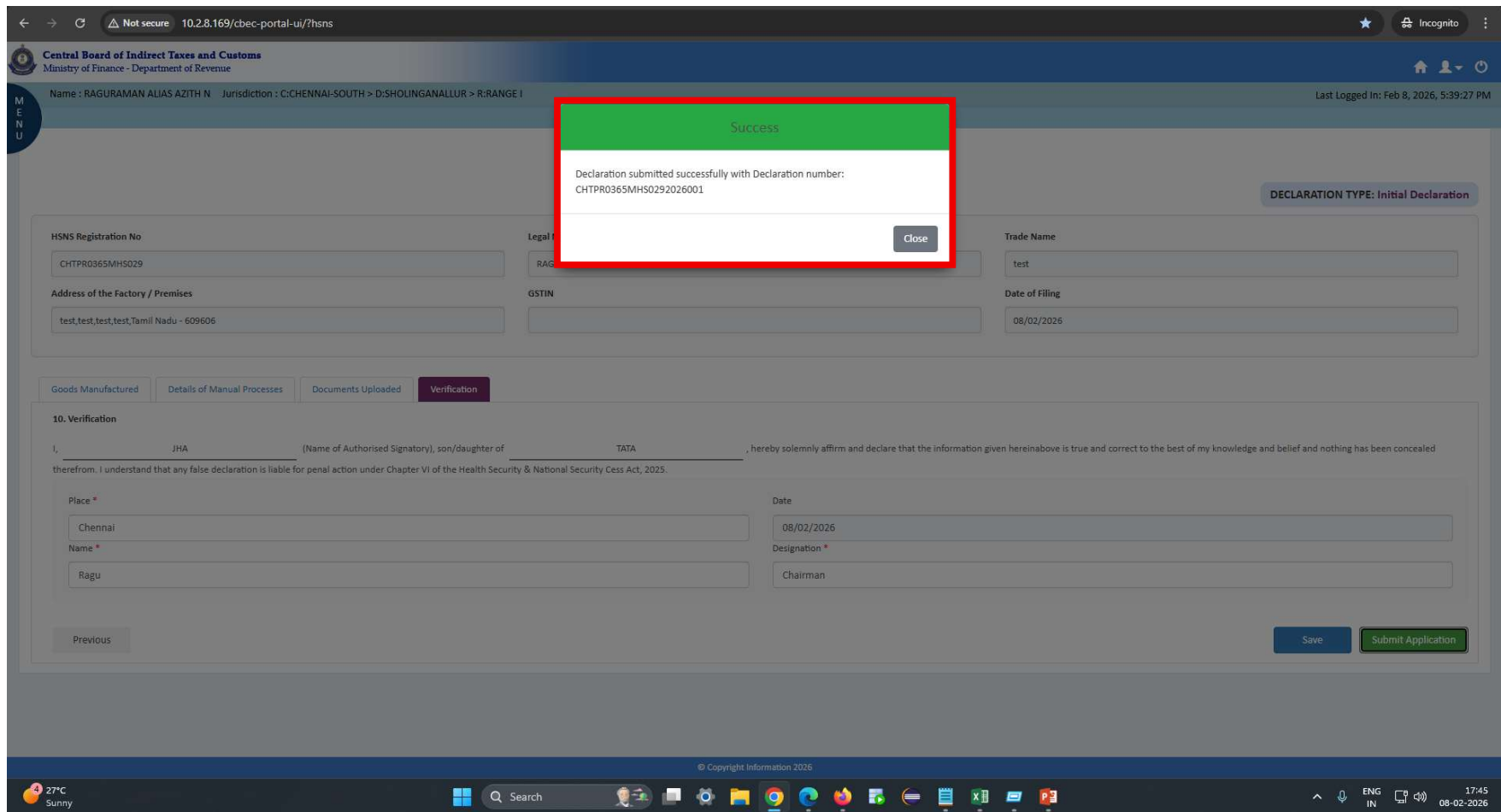
8.11. Step 5: Verification: The Authorized Signatory has to furnish self-declaration with regard to Verification

The screenshot displays the 'HSNS DEC-01 Manual Processes' web application. The browser address bar shows '10.2.8.169/cbec-portal-ui/7hsns'. The page header includes the Central Board of Indirect Taxes and Customs logo and the user's name: 'Name : RAGURAMAN ALIAS AZITH N'. The jurisdiction is listed as 'C:CHENNAI-SOUTH > D:SHOLINGANALLUR > R:RANGE I'. The last logged-in time is 'Feb 8, 2026, 5:39:27 PM'. The main heading is 'HSNS DEC-01 Manual Processes'. A 'DECLARATION TYPE: Initial Declaration' button is visible. The form contains several input fields: 'HSNS Registration No' (CHTPR0365MHS029), 'Legal Name' (RAGURAMAN ALIAS AZITH N), 'Trade Name' (test), 'Address of the Factory / Premises' (test,test,test,Tamil Nadu - 609606), 'GSTIN', and 'Date of Filing' (08/02/2026). Below these fields are tabs for 'Goods Manufactured', 'Details of Manual Processes', 'Documents Uploaded', and 'Verification' (highlighted with a red box). The '10. Verification' section contains a declaration text: 'I, \_\_\_\_\_ JHA \_\_\_\_\_ (Name of Authorised Signatory), son/daughter of \_\_\_\_\_ TATA \_\_\_\_\_, hereby solemnly affirm and declare that the information given hereinabove is true and correct to the best of my knowledge and belief and nothing has been concealed therefrom. I understand that any false declaration is liable for penal action under Chapter VI of the Health Security & National Security Cess Act, 2025.' Below the text are input fields for 'Place \*' (Chennai), 'Date' (08/02/2026), 'Name \*' (Ragu), and 'Designation \*' (Chairman). At the bottom of the form are 'Previous', 'Save', and 'Submit Application' buttons. The footer shows '© Copyright Information 2026' and system information: '27°C Sunny', 'Search', and '17:45 08-02-2026'.

8.12. Once entries are made, the Registered person should save the data by clicking on the 'Save' button. On saving the data, the following message will appear.



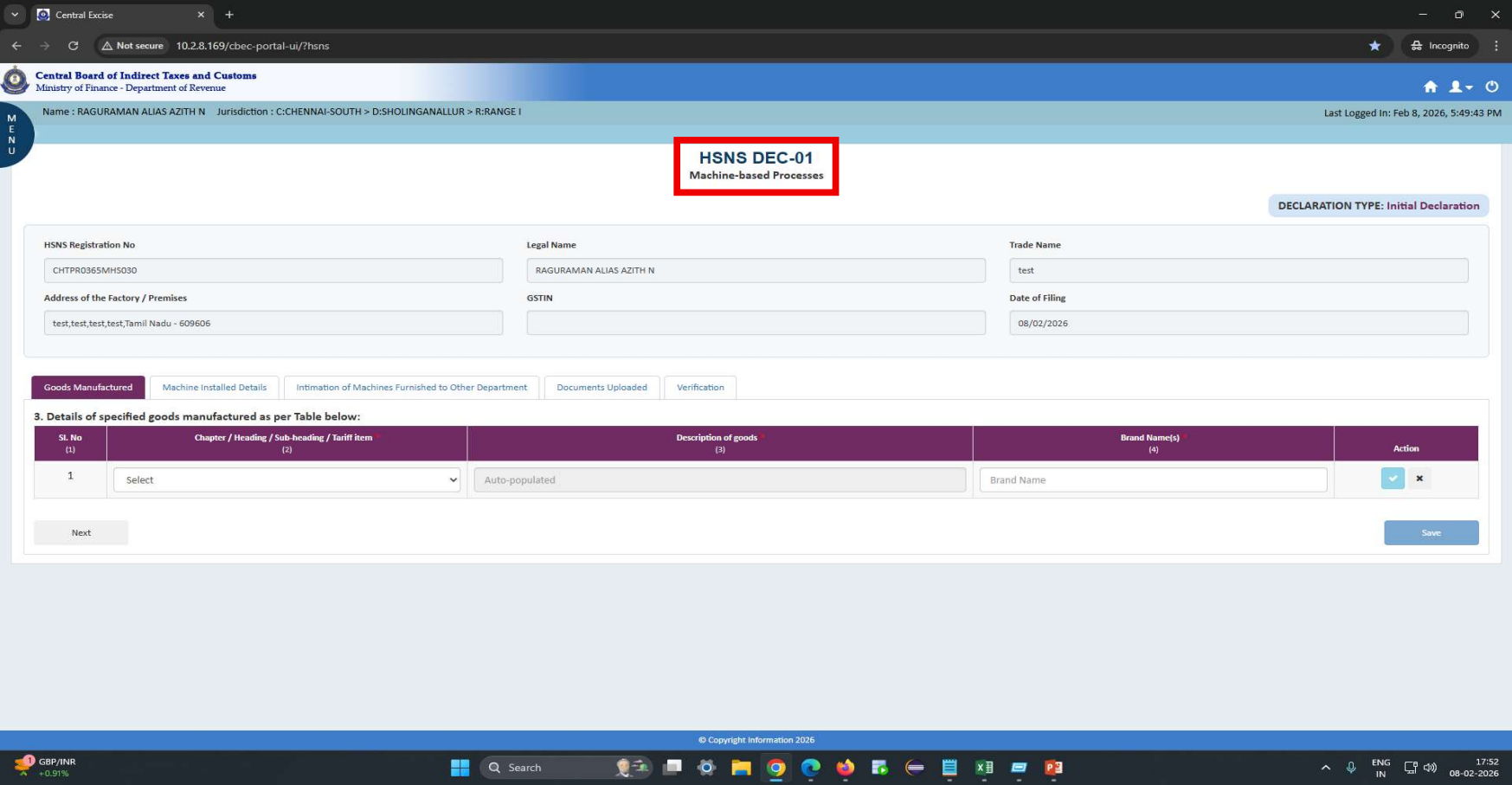
8.13. Now the Registered person can submit the Declaration form by clicking on the 'Submit' button. A message of successful filing of the declaration form along with the "Declaration Number" will be displayed on the screen.



**Note:** Registered Persons should ensure the correctness of the details filled in the declaration form, as details once filled and submitted cannot be altered or edited later.

**PROCEDURE FOR FILING DECLARATION: MACHINE PROCESS**

9. If the Taxpayer had selected “Category of Taxable Person” under “Categorisation of Taxable Activity” as “Wholly or Partly Machine Process” in the form HSNS REG-01, the following screen (Machine-based Process) will appear.



10. "Basic Information" under Table 1, viz., HSNS Registration No, Legal Name, Trade Name if any and Address of the factory / premises will be auto fetched from the System. Other details such as Address of other premises manufacturing the same products, GSTIN (if any) should be filled by the taxpayer.

Central Board of Indirect Taxes and Customs  
Ministry of Finance - Department of Revenue

Name : RAGURAMAN ALIAS AZITH N Jurisdiction : C:CHENNAI-SOUTH > D:SHOLINGANALLUR > R:RANGE I Last Logged In: Feb 8, 2026, 5:49:43 PM

### HSNS DEC-01 Machine-based Processes

DECLARATION TYPE: Initial Declaration

HSNS Registration No: CHTPR0365MHS030  
 Legal Name: RAGURAMAN ALIAS AZITH N  
 Trade Name: test  
 Address of the Factory / Premises: test,test,test,Tamil Nadu - 609606  
 GSTIN:   
 Date of Filing: 08/02/2026

Goods Manufactured | Machine Installed Details | Intimation of Machines Furnished to Other Department | Documents Uploaded | Verification

3. Details of specified goods manufactured as per Table below:

Sl. No (1)	Chapter / Heading / Sub-heading / Tariff item (2)	Description of goods (3)	Brand Name(s) (4)	Action
1	21069020	PAN MASALA	Maanik Chand	<input checked="" type="checkbox"/> <input type="checkbox"/>

Next Save

© Copyright Information 2026

GBP / INR +0.91% Search ENG IN 17:54 08-02-2026

10.1. Step 1: On clicking on the tab “Goods Manufactured”, a table namely “Details of Specified Goods manufactured” will appear. The Registered person needs to select ‘21069020’ under the column “Chapter/Heading/Sub heading/Tariff item” then the “Description of goods”, will be auto populated as “PAN MASALA” and the Brand Name is to be entered by the Registered person.

Central Board of Indirect Taxes and Customs  
Ministry of Finance - Department of Revenue

Name : RAGURAMAN ALIAS AZITH N Jurisdiction : C:CHENNAI-SOUTH > D:SHOLINGANALLUR > R:RANGE I Last Logged In: Feb 8, 2026, 5:49:43 PM

### HSNS DEC-01 Machine-based Processes

DECLARATION TYPE: Initial Declaration

HSNS Registration No: CHTPR0365MHS030  
 Legal Name: RAGURAMAN ALIAS AZITH N  
 Trade Name: test  
 Address of the Factory / Premises: test\_test,test,test,Tamil Nadu - 609606  
 GSTIN:  
 Date of Filing: 08/02/2026

Goods Manufactured | Machine Installed Details | Intimation of Machines Furnished to Other Department | Documents Uploaded | Verification

3. Details of specified goods manufactured as per Table below:

Sl No (1)	Chapter / Heading / Sub-heading / Tariff item (2)	Description of goods (3)	Brand Name(s) (4)	Action
1	21069020	PAN MASALA	Maanik Chand	<input type="checkbox"/> <input type="checkbox"/>

Next Save

© Copyright Information 2026

GBP/INR +0.91% 17:54 08-02-2026





10.2. Once the details are entered in a Row, the Registered person should click on the Blue tick under Action Column. Then the entries made will be saved in the system and the Blue tick will change to edit (orange) button. If the Registered person wants to add more Brands, he/she has to click on “Add New Row” button, then one more row will be added wherein the Registered Person has to follow the same procedure as mentioned above.

The screenshot displays the HSNS DEC-01 Machine-based Processes web application. The page header includes the Central Board of Indirect Taxes and Customs logo and the user's name: RAGURAMAN ALIAS AZITH N. The main content area is titled "HSNS DEC-01 Machine-based Processes" and shows a "DECLARATION TYPE: Initial Declaration".

The form contains the following fields:

- HSNS Registration No: CHTPR0365MHS030
- Legal Name: RAGURAMAN ALIAS AZITH N
- Trade Name: test
- Address of the Factory / Premises: test,test,test,Tamil Nadu - 609606
- GSTIN: (empty)
- Date of Filing: 08/02/2026

Below the form, there are tabs for "Goods Manufactured", "Machine Installed Details", "Intimation of Machines Furnished to Other Department", "Documents Uploaded", and "Verification". The "Goods Manufactured" tab is active, showing a table with the following data:

Sl. No (1)	Chapter / Heading / Sub-heading / Tariff Item (2)	Description of goods (3)	Brand Name(s) (4)	Action
1	21069020	PAN MASALA	Maanik Chand	 
2	21069020	PAN MASALA	Chand	 

At the bottom of the table, there is a "Next" button and a "Save" button. The "Add New Row" button is highlighted in green.

10.3. Once the details are entered in a Row, the Registered person should click on the Blue tick under the Action Column. Then the entries made will be saved in the system and the Blue tick will change to edit (orange) button. Then the Registered person should click on the 'Save' button before proceeding to the next page.

Central Board of Indirect Taxes and Customs  
Ministry of Finance - Department of Revenue

Name : RAGURAMAN ALIAS AZITH N Jurisdiction : C:CHENNAI-SOUTH > D:SHOLINGANALLUR > R:RANGE I Last Logged In: Feb 8, 2026, 5:49:43 PM





### HSNS DEC-01 Machine-based Processes

DECLARATION TYPE: Initial Declaration

HSNS Registration No: CHTPR0365MHS030  
 Legal Name: RAGURAMAN ALIAS AZITH N  
 Trade Name: test  
 Address of the Factory / Premises: test,test,test,Tamil Nadu - 609605  
 GSTIN:  
 Date of Filing: 08/02/2026

Goods Manufactured | Machine Installed Details | Intimation of Machines Furnished to Other Department | Documents Uploaded | Verification

3. Details of specified goods manufactured as per Table below:

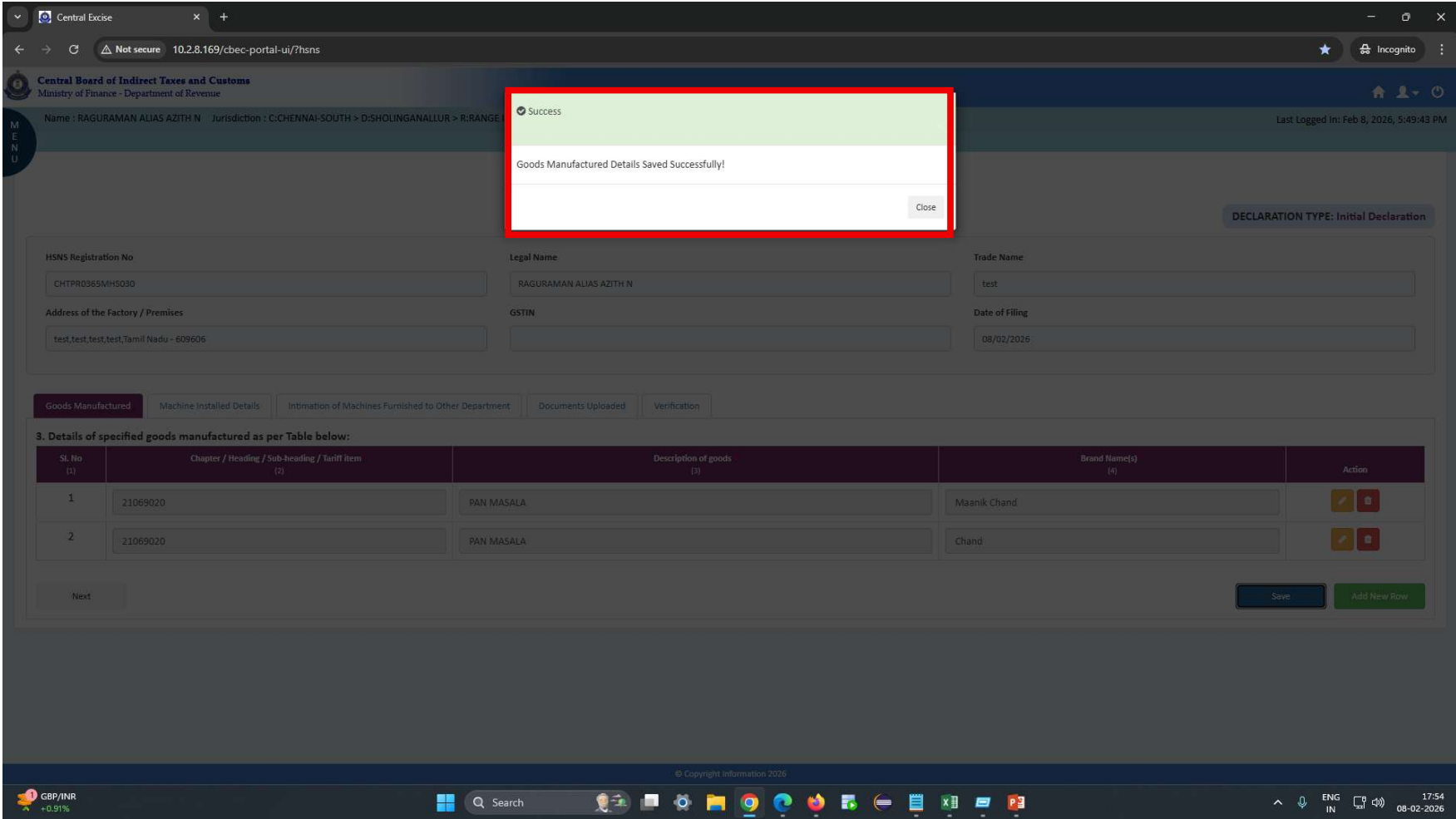
SL No (1)	Chapter / Heading / Sub-heading / Tariff Item (2)	Description of goods (3)	Brand Name(s) (4)	Action
1	21069020	PAN MASALA	Maanik Chand	 
2	21069020	PAN MASALA	Chand	 

Next **Save** Add New Row

© Copyright Information 2026

GBP/INR +0.91% Search 17:54 08-02-2026

10.4. Once saved, the message, namely “Goods Manufactured details saved Successfully” will appear as shown below.



10.5. Step 2: The **Machines Installed Details** should be furnished in Table 4 (**Details of Machine Installed (For Machine-Based Processes)**) as below. The registered person can enter the details of machines such as Make, Model no of the machines, Name of manufacturer, Machine no, Address of the factory or premises, Date of purchase and Electricity Consumption capacity of the machine per hour (KWH). For Machine working Status, taxpayer has to select 'Yes' or 'No' from the dropdown menu.

Central Board of Indirect Taxes and Customs  
Ministry of Finance - Department of Revenue

Name : RAGURAMAN ALIAS AZITH N Jurisdiction : C:CHENNAI-SOUTH > D:SHOLINGANALLUR > R:RANGE I Last Logged In: Feb 8, 2026, 5:49:43 PM

### HSNS DEC-01 Machine-based Processes

DECLARATION TYPE: Initial Declaration

HSNS Registration No: CHTPRO365MHS030  
 Legal Name: RAGURAMAN ALIAS AZITH N  
 Trade Name: test  
 Address of the Factory / Premises: test,test,test,Tamil Nadu - 609606  
 GSTIN:  
 Date of Filing: 08/02/2026

Goods Manufactured **Machine Installed Details** Intimation of Machines Furnished to Other Department Documents Uploaded Verification

4. Details of machines installed (For Machine-based processes) as per Table A or B below:

Sl No (1)	Make (if available) (2)	Model No. (if available) (3)	Name of Manufacturer (4)	Machine No. (5)	Date of Purchase (6)	Electricity Consumption capacity of the machine per hour (KWH) (15)	Machine Working status (Y/N) (17)	Action
1	LPG12345	ABCD-12345	Ajay	XYZ12345	28/01/2026	30.2	YES	Add cup/funnel

Please ensure that all relevant details for all machines and tracks are ready and accurately compiled before proceeding with filling in the Declaration form. The Unique Machine Registration Number will be generated after Submission only. Once submitted, the Declaration cannot be added to, modified, or deleted. Further, no new Declaration or modification to an existing Declaration can be initiated until the previously submitted Declaration is approved. Kindly proceed with due care and caution.

© Copyright Information 2026

USD/INR +0.29% 17:56 08-02-2026

10.6. Then the registered person should click on the “Add Cup/Funnel” button under the Action column to fill further details of the machine. Then the following 11 columns will appear to enable the taxpayer to fill details of the machine.

**Central Board of Indirect Taxes and Customs**  
Ministry of Finance - Department of Revenue

Name : RAGURAMAN ALIAS AZITH N Jurisdiction : C:CHENNAI-SOUTH > D:SHOLINGANALLUR > R:RANGE I Last Logged In: Feb 8, 2026, 5:49:43 PM

### HSNS DEC-01 Machine-based Processes

DECLARATION TYPE: Initial Declaration

HSNS Registration No: CHTPR0365MHS030  
 Legal Name: RAGURAMAN ALIAS AZITH N  
 Trade Name: test  
 Address of the Factory / Premises: test,test,test,Tamil Nadu - 609606  
 GSTIN:   
 Date of Filing: 08/02/2026

Goods Manufactured | **Machine Installed Details** | Intimation of Machines Furnished to Other Department | Documents Uploaded | Verification

**4. Details of machines installed (For Machine-based processes) as per Table A or B below:**

Sl. No (1)	Make (if available) (2)	Model No. (if available) (3)	Name of Manufacturer (4)	Machine No. (5)	Date of Purchase (6)	Electricity Consumption capacity of the machine per hour (KWH) (15)	Machine Working status (Y/N) (17)	Action
1	LPG12345	ABCD-12345	Ajay	XYZ12345	28/01/2026	30.2	YES	<b>Add cup/funnel</b>

Add cup/funnel Details (New Machine)

Type of Tracks (8)	No. of cups (only for vertical machines) (7)	Gear Box Ratio of the Machine (8)	Revolution Per Minute of main motor (9)	Number of Funnels (only for horizontal machines) (10)	Weight of Packages that can be Packed on the machine (in grams) (11)	Nature of Packing (e.g., Pouch / Tin / Container) (12)	Packing capacity of each cup or funnel (13)	Total Packing Capacity (14)	Track Working status (Y/N) (17)	Action
Select									Select	<input type="checkbox"/> <input type="checkbox"/>

Please ensure that all relevant details for all machines and tracks are ready and accurately compiled before proceeding with filling in the Declaration form. The Unique Machine Registration Number will be generated after Submission only. Once submitted, the Declaration cannot be added to, modified, or deleted. Further, no new Declaration or modification to an existing Declaration can be initiated until the previously submitted Declaration is approved. Kindly proceed with due care and attention.

10.7. Under the column “Type of Tracks”, there will be a dropdown menu with two options, 1. Vertical, and 2. Horizontal. The fields such as No. of Cups (in case of Vertical Machine), Gear Box Ratio of the machine, Revolution per minute of main motor, No. of Funnels (in case of Horizontal machine) are to be filled by the registered person. Weight of packages that can be packed on the machine (in grams), Nature of packing, Packing capacity of each cup or funnel (No. of packages which can be packed for a particular weight of package in a minute) are to be filled by the registered person.

**Central Board of Indirect Taxes and Customs**  
Ministry of Finance - Department of Revenue

Name : RAGURAMAN ALIAS AZITH N    Jurisdiction : C:CHENNAI-SOUTH > D:SHOLINGANALLUR > R:RANGE I    Last Logged In: Feb 8, 2026, 5:49:43 PM

### HSNS DEC-01

Machine-based Processes

DECLARATION TYPE: Initial Declaration

HSNS Registration No: CHTPR0365MH5030    Legal Name: RAGURAMAN ALIAS AZITH N    Trade Name: test

Address of the Factory / Premises: test,test,test,Tamil Nadu - 609606    GSTIN:    Date of Filing: 08/02/2026

Goods Manufactured    **Machine Installed Details**    Intimation of Machines Furnished to Other Department    Documents Uploaded    Verification

**4. Details of machines installed (For Machine-based processes) as per Table A or B below:**

Sl. No (1)	Make (if available) (2)	Model No. (if available) (3)	Name of Manufacturer (4)	Machine No. (5)	Date of Purchase (6)	Electricity Consumption capacity of the machine per hour (KWH) (15)	Machine Working status (Y/N) (17)	Action
1	LPG12345	ABCD-12345	Ajay	XYZ12345	28/01/2026	30.2	YES	Add cup/funnel

Add cup/funnel Details (New Machine)

Type of Tracks (7)	No. of cups (only for vertical machines) (7)	Gear Box Ratio of the Machine (8)	Revolution Per Minute of main motor (9)	Number of Funnels (only for horizontal machines) (10)	Weight of Packages that can be Packed on the machine (in grams) (11)	Nature of Packing (e.g., Pouch / Tin / Container) (12)	Packing capacity of each cup or funnel (13)	Total Packing Capacity (14)	Track Working status(Y/N) (17)	Action
Vertical	25	10:2	300		12	Pouch	25	625.00	YES	✎ ✖

Add New cup/funnel    Add Machine To List    Cancel

Please ensure that all relevant details for all machines and tracks are ready and accurately compiled before proceeding with filling in the Declaration form. The Unique Machine Registration Number will be generated after Submission only. Once submitted, the Declaration cannot be added to, modified, or deleted. Further, no new Declaration or modification to an existing Declaration can be initiated until the previously submitted Declaration is approved. Kindly proceed with due care and caution.

© Copyright Information 2026

10.8. In case the machine is with multiple tracks, the registered person can add more rows by clicking on the “Add New cup/funnel” option and fill the required particulars by following the procedure detailed above.

Central Board of Indirect Taxes and Customs  
Ministry of Finance - Department of Revenue

Name : RAGURAMAN ALIAS AZITH N Jurisdiction : C:CHENNAI-SOUTH > D:SHOLINGANALLUR > R:RANGE I Last Logged In: Feb 8, 2026, 5:49:43 PM

Machine-based Processes

DECLARATION TYPE: Initial Declaration

HSNS Registration No: CHTPR0365MHS030  
Legal Name: RAGURAMAN ALIAS AZITH N  
Trade Name: test  
Address of the Factory / Premises: test,test,test,Tamil Nadu - 609606  
GSTIN:  
Date of Filing: 08/02/2026

4. Details of machines installed (For Machine-based processes) as per Table A or B below:

Sl. No (1)	Make (if available) (2)	Model No. (if available) (3)	Name of Manufacturer (4)	Machine No. (5)	Date of Purchase (6)	Electricity Consumption capacity of the machine per hour (KWH) (15)	Machine Working status (Y/N) (17)	Action
1	LPG12345	ABCD-12345	Ajay	XYZ12345	28/01/2026	30.2	YES	Add cup/funnel

Add cup/funnel Details (New Machine)

Type of Tracks (7)	No. of cups (only for vertical machines) (7)	Gear Box Ratio of the Machine (8)	Revolution Per Minute of main motor (9)	Number of Funnels (only for horizontal machines) (10)	Weight of Packages that can be Packed on the machine (in grams) (11)	Nature of Packing (e.g., Pouch / Tin / Containers) (12)	Packing capacity of each cup or funnel (13)	Total Packing Capacity (14)	Track Working status (Y/N) (17)	Action
Vertical	25	10:2	300		12	Pouch	25	625.00	YES	✎ ✖
Horizontal		8:5	400	15	10	Tin	75	1125.00	NO	✔ ✖

Add New cup/funnel

Add Machine To List Cancel

Please ensure that all relevant details for all machines and tracks are ready and accurately compiled before proceeding with filling in the Declaration form. The Unique Machine Registration Number will be generated after Submission only. Once submitted, the Declaration cannot be added to, modified, or deleted. Further, no new

10.9. Once the details are entered in a Row, the Taxpayer should click on the Green tick under Action Column. Then the entries made will be saved in the system and the Green tick will become edit (orange) button.

Central Excise  
 Not secure 10.2.8.169/cbec-portal-ui/?hsns  
 Central Board of Indirect Taxes and Customs  
 Ministry of Finance - Department of Revenue  
 Name : RAGURAMAN ALIAS AZITH N Jurisdiction : C:CHENNAI-SOUTH > D:SHOLINGANALLUR > R:RANGE I  
 Last Logged In: Feb 8, 2026, 5:49:43 PM

Machine-based Processes  
 DECLARATION TYPE: Initial Declaration





HSNS Registration No: CHTPR0365MHS030  
 Legal Name: RAGURAMAN ALIAS AZITH N  
 Trade Name: test  
 Address of the Factory / Premises: test,test,test,Tamil Nadu - 609606  
 GSTIN:  
 Date of Filing: 08/02/2026

Goods Manufactured | Machine Installed Details | Intimation of Machines Furnished to Other Department | Documents Uploaded | Verification

4. Details of machines installed (For Machine-based processes) as per Table A or B below:

St. No (1)	Make (if available) (2)	Model No. (if available) (3)	Name of Manufacturer (4)	Machine No. (5)	Date of Purchase (6)	Electricity Consumption capacity of the machine per hour (KWH) (15)	Machine Working status (Y/N) (17)	Action
1	LPG12345	ABCD-12345	Ajay	XYZ12345	28/01/2026	30.2	YES	Add cup/funnel

Add cup/funnel Details (New Machine)

Type of Tracks (6)	No. of cups (only for vertical machines) (7)	Gear Box Ratio of the Machine (8)	Revolution Per Minute of main motor (9)	Number of Funnels (only for horizontal machines) (10)	Weight of Packages that can be Packed on the machine (in grams) (11)	Nature of Packing (e.g., Pouch / Tin / Container) (12)	Packing capacity of each cup or funnel (13)	Total Packing Capacity (14)	Track Working status(Y/N) (17)	Action
Vertical	25	10:2	300		12	Pouch	25	625.00	YES	 
Horizontal		8:5	400	15	10	Tin	75	1125.00	NO	 

Add New cup/funnel

Add Machine To List Cancel

Please ensure that all relevant details for all machines and tracks are ready and accurately compiled before proceeding with filling in the Declaration form. The Unique Machine Registration Number will be generated after Submission only. Once submitted, the Declaration cannot be added to, modified, or deleted. Further, no new

NZ - AFG Game score  
 Copyright Information 2025  
 Search  
 ENG IN  
 17:58 08-02-2026

10.10. By clicking on “Add Machine to List”, entries made in respect of a particular machine will be saved.

Central Board of Indirect Taxes and Customs  
Ministry of Finance - Department of Revenue

Name : RAGURAMAN ALIAS AZITH N Jurisdiction : C:CHENNAI-SOUTH > D:SHOLINGANALLUR > R:RANGE I Last Logged In: Feb 8, 2026, 5:49:43 PM

Machine-based Processes

DECLARATION TYPE: Initial Declaration

HSNS Registration No: CHTPR0365MHS030  
Legal Name: RAGURAMAN ALIAS AZITH N  
Trade Name: test  
Address of the Factory / Premises: test\_test\_test\_test,Tamil Nadu - 609606  
GSTIN:  
Date of Filing: 08/02/2026

Goods Manufactured | **Machine Installed Details** | Intimation of Machines Furnished to Other Department | Documents Uploaded | Verification

4. Details of machines installed (For Machine-based processes) as per Table A or B below:

Sl. No (1)	Make (if available) (2)	Model No. (if available) (3)	Name of Manufacturer (4)	Machine No. (5)	Date of Purchase (6)	Electricity Consumption capacity of the machine per hour (KWH) (15)	Machine Working status (Y/N) (17)	Action
1	LPG12345	ABCD-12345	Ajay	XYZ12345	28/01/2026	30.2	YES	Add cup/funnel

Add cup/funnel Details (New Machine)

Type of Tracks (7)	No. of cups (only for vertical machines) (7)	Gear Box Ratio of the Machine (8)	Revolution Per Minute of main motor (9)	Number of Funnels (only for horizontal machines) (10)	Weight of Packages that can be Packed on the machine (in grams) (11)	Nature of Packing (e.g., Pouch / Tin / Containers) (12)	Packing capacity of each cup or funnel (13)	Total Packing Capacity (14)	Track Working status (Y/N) (17)	Action
Vertical	25	10:2	300		12	Pouch	25	625.00	YES	
Horizontal		8:5	400	15	10	Tin	75	1125.00	NO	

Add New cup/funnel

**Add Machine To List** Cancel

Please ensure that all relevant details for all machines and tracks are ready and accurately compiled before proceeding with filling in the Declaration form. The Unique Machine Registration Number will be generated after Submission only. Once submitted, the Declaration cannot be added to, modified, or deleted. Further, no new

© Copyright Information 2026

10.11. If the taxpayer has more than one machine, he should furnish the details of all the machines by clicking on “Add Existing machine” and enter details of the machines one by one.

Central Board of Indirect Taxes and Customs  
Ministry of Finance - Department of Revenue

Name : RAGURAMAN ALIAS AZITH N Jurisdiction : C:CHENNAI-SOUTH > D:SHOLINGANALLUR > R:RANGE I Last Logged In: Feb 8, 2026, 5:49:43 PM




### HSNS DEC-01 Machine-based Processes

DECLARATION TYPE: Initial Declaration

HSNS Registration No: CHTPRO365MHS030  
Legal Name: RAGURAMAN ALIAS AZITH N  
Trade Name: test  
Address of the Factory / Premises: test,test,test,Tamil Nadu - 609606  
GSTIN:   
Date of Filing: 08/02/2026

Goods Manufactured | **Machine Installed Details** | Intimation of Machines Furnished to Other Department | Documents Uploaded | Verification

**4. Details of machines installed (For Machine-based processes) as per Table A or B below:**

Sl. No (1)	Make (if available) (2)	Model No. (if available) (3)	Name of Manufacturer (4)	Machine No. (5)	Date of Purchase (6)	Electricity Consumption capacity of the machine per hour (KWH) (15)	Machine Working status (Y/N) (17)	Action
1	LPG12345	ABCD-12345	Ajay	XYZ12345	28/01/2026	30.2	YES	  

Previous Next

Save All Machine Details **Add Existing Machine**

Please ensure that all relevant details for all machines and tracks are ready and accurately compiled before proceeding with filling in the Declaration form. The Unique Machine Registration Number will be generated after Submission only. Once submitted, the Declaration cannot be added to, modified, or deleted. Further, no new Declaration or modification to an existing Declaration can be initiated until the previously submitted Declaration is approved. Kindly proceed with due care and caution.

© Copyright Information 2026







NZ - AFG Game score

Search

ENG IN 17:58 08-02-2026

10.12. Once the details are entered in subsequent rows, the Taxpayer should click on “Save all Machine Details” button before proceeding to the next page. Then the message, namely “All Machine Details Saved Successfully” will appear as shown below.

The screenshot displays the Central Excise portal interface. A success message box is highlighted with a red border, containing the text "All Machine Details Saved Successfully!". Below the message, the portal shows a form for "DECLARATION TYPE: Initial Declaration" with fields for HSNS Registration No, Legal Name, Trade Name, Address of the Factory / Premises, GSTIN, and Date of Filing. A navigation bar includes tabs for "Goods Manufactured", "Machine Installed Details", "Intimation of Machines Furnished to Other Department", "Documents Uploaded", and "Verification". The main section is titled "4. Details of machines installed (For Machine-based processes) as per Table A or B below:" and contains a table with the following data:

Sl. No (1)	Make (if available) (2)	Model No. (if available) (3)	Name of Manufacturer (4)	Machine No. (5)	Date of Purchase (6)	Electricity Consumption capacity of the machine per hour (KW/H) (15)	Machine Working status (Y/N) (17)	Action
1	LPG12345	ABCD-12345	Ajay	XYZ12345	28/01/2026	30.2	YES	  
2	LPG12345	ABCDE-12345	Ajay	YZX12345	08/02/2026	20.2	YES	  

At the bottom of the table, there are "Previous" and "Next" buttons. Below the table, there are two buttons: "Save All Machine Details" and "Add Existing Machine". A disclaimer at the bottom states: "Please ensure that all relevant details for all machines and tracks are ready and accurately compiled before proceeding with filling in the Declaration form. The Unique Machine Registration Number will be generated after Submission only. Once submitted, the Declaration cannot be added to, modified, or deleted. Further, no new Declaration or modification to an existing Declaration can be initiated until the previously submitted Declaration is approved. Kindly proceed with due care and caution."

10.13. Step 5: The details of intimation of the machines furnished to other departments should be furnished in Table 6.

**Central Board of Indirect Taxes and Customs**  
Ministry of Finance - Department of Revenue

Name : RAGURAMAN ALIAS AZITH N    Jurisdiction : C:CHENNAI-SOUTH > D:SHOLINGANALLUR > R:RANGE I    Last Logged In: Feb 8, 2026, 5:49:43 PM

### HSNS DEC-01 Machine-based Processes

DECLARATION TYPE: Initial Declaration

**HSNS Registration No**

**Legal Name**

**Trade Name**

**Address of the Factory / Premises**

**GSTIN**

**Date of Filing**

Goods Manufactured
Machine Installed Details
Intimation of Machines Furnished to Other Department
Documents Uploaded
Verification

**6. Details of the intimation of the machines furnished to other departments as per Table below:**

Sl. No (1)	Date of Intimation (2)	Name of Govt. department / any other agency or organisation. (3)	Details of declaration (Proof to be uploaded as pdf under section 9 Document Uploaded PDF Only column) (4)	Action
1	<input type="text" value="dd/mm/yyyy"/>		<input type="text" value="Refer to section 'Documents Upload (Table 9) and Sl. No. 4'"/>	<input type="checkbox"/> <input type="checkbox"/>

Previous
Next
Save

© Copyright Information 2026

10.14. Taxpayer can add more rows by clicking on “Add New Row” button to enter the details of the intimation given to other departments in connection with the machines.

Central Excise  
Not secure 10.2.8.169/cbec-portal-ui/?hsns  
Central Board of Indirect Taxes and Customs  
Ministry of Finance - Department of Revenue  
Name : RAGURAMAN ALIAS AZITH N Jurisdiction : C:CHENNAI-SOUTH > D:SHOLINGANALLUR > R:RANGE I  
Last Logged In: Feb 8, 2026, 5:49:43 PM



### HSNS DEC-01 Machine-based Processes

DECLARATION TYPE: Initial Declaration

HSNS Registration No: CHTPRO365MHS030  
Legal Name: RAGURAMAN ALIAS AZITH N  
Trade Name: test  
Address of the Factory / Premises: test,test,test,Tamil Nadu - 609606  
GSTIN:  
Date of Filing: 08/02/2026

Goods Manufactured | Machine Installed Details | **Intimation of Machines Furnished to Other Department** | Documents Uploaded | Verification

6. Details of the intimation of the machines furnished to other departments as per Table below:



Sl. No (1)	Date of Intimation (2)	Name of Govt. department / any other agency or organisation. (3)	Details of declaration (Proof to be uploaded as pdf under section 9 Document Uploaded PDF Only column) (4)	Action
1	09/02/2025	PWD	Refer to section 'Documents Upload (Table 9) and Sl. No. 4'	 

Previous Next Save **Add New Row**

© Copyright Information 2026  
27°C Partly sunny Search ENG IN 18:05 08-02-2026

10.15. Once the details are entered and saved, the following message will appear.

The screenshot shows a web browser window with the URL `10.2.8.169/cbec-portal-ui/7hsns`. The page header identifies the user as 'RAGURAMAN ALIAS AZITH N' and the jurisdiction as 'C:CHENNAI-SOUTH > D:SHOLINGANALLUR > R:RANGE'. A success message box is highlighted with a red border, displaying 'Success' and 'Intimation Details Saved Successfully!' with a 'Close' button. Below the message, the 'DECLARATION TYPE' is set to 'Initial Declaration'. The form contains fields for 'HSNS Registration No' (CHTPR0385MH5030), 'Legal Name' (RAGURAMAN ALIAS AZITH N), 'Trade Name' (test), 'Address of the Factory / Premises' (test\_test,test\_test,Tamil Nadu - 609606), 'GSTIN', and 'Date of Filing' (08/02/2026). A tabbed interface shows 'Intimation of Machines Furnished to Other Department' as the active tab. Below this, a table titled '6. Details of the intimation of the machines furnished to other departments as per Table below:' contains one row with the following data:

Sl. No (1)	Date of Intimation (2)	Name of Govt. department / any other agency or organisation. (3)	Details of declaration (Proof to be uploaded as pdf under section 9 Document Uploaded PDF Only column) (4)	Action
1	09/02/2025	PWD	Refer to section 'Documents Upload (Table 9) and Sl. No. 4'	 

Navigation buttons 'Previous' and 'Next' are visible. At the bottom right, there are 'Save' and 'Add New Row' buttons. The footer shows '© Copyright Information 2026' and system information: '27°C Partly sunny', 'Search', 'ENG IN', and '18:05 08-02-2026'.

10.16. Step 8: All the required documents are to be uploaded by the Taxpayer. In respect of documents to be uploaded, a maximum of five documents of up to 2 MB each can be uploaded.

The screenshot displays the HSNS DEC-01 Machine-based Processes web portal. The user is logged in as RAGURAMAN ALIAS AZITH N. The page shows a form for document upload with the following details:

- HSNS Registration No:** CHTPR0365MHS030
- Legal Name:** RAGURAMAN ALIAS AZITH N
- Trade Name:** test
- Address of the Factory / Premises:** test,test,test,Tamil Nadu - 609606
- GSTIN:** (Empty)
- Date of Filing:** 08/02/2026

The 'Documents Uploaded' tab is active, showing a table with 5 rows. The first three rows have files uploaded, while the last two are empty. A red box highlights the 'Document Upload (PDF only)' column header.

Sl. No (1)	Description of Documents (2)	Document Upload (PDF only) (3)
1	Technical specification sheet machines (Manufacturer's manual) *	Test 1.pdf
2	Certificate from Chartered Engineer *	Test 2.pdf
3	Layout plan of the factory indicating machine locations *	Test 3.pdf
4	Other Department Intimation Declaration	Choose File No file chosen
5	Others	Choose File No file chosen

Navigation buttons: Previous, Next, Save.

10.17. After the documents are uploaded, the taxpayer should save the uploaded details by clicking on the “Save” button. The following message will appear.

The screenshot shows a web browser window with the URL `10.2.8.169/cbec-portal-ui/?hsns`. The page header identifies the user as RAGURAMAN ALIAS AZITH N, with jurisdiction C:CHENNAI-SOUTH > D:SHOLINGANALLUR > R:RANGE. A success message is displayed in a green box: "Success Documents Saved Successfully!". Below this, a table titled "9. Documents Uploaded (Maximum 5 documents, 2mb each (pdf))" lists the following items:

Sl. No (1)	Description of Documents (2)	Document Upload (PDF only) (3)
1	Technical specification sheet machines (Manufacturer's manual) *	Test 1.pdf
2	Certificate from Chartered Engineer *	Test 2.pdf
3	Layout plan of the factory indicating machine locations *	Test 3.pdf
4	Other Department Intimation Declaration	Choose File No file chosen
5	Others	Choose File No file chosen

At the bottom right of the form area, there is a green "Save" button. The browser's taskbar at the bottom shows the system tray with a temperature of 27°C, a search bar, and the date 08-02-2026 at 18:06.

10.18. Step 9: Verification: The Authorized Signatory has to furnish self-declaration with regard to Verification.

Central Board of Indirect Taxes and Customs  
Ministry of Finance - Department of Revenue

Name : RAGURAMAN ALIAS AZITH N Jurisdiction : C:CHENNAI-SOUTH > D:SHOLINGANALLUR > R:RANGE I Last Logged In: Feb 8, 2026, 5:49:43 PM

### HSNS DEC-01 Machine-based Processes

DECLARATION TYPE: Initial Declaration

HSNS Registration No	Legal Name	Trade Name
CHTPR0365MHS030	RAGURAMAN ALIAS AZITH N	test
Address of the Factory / Premises	GSTIN	Date of Filing
test,test,test,Tamil Nadu - 609606		08/02/2026

Goods Manufactured | Machine Installed Details | Intimation of Machines Furnished to Other Department | Documents Uploaded | **Verification**

#### 10. Verification

I, \_\_\_\_\_ (Name of Authorised Signatory), son/daughter of \_\_\_\_\_, hereby solemnly affirm and declare that the information given hereinabove is true and correct to the best of my knowledge and belief and nothing has been concealed therefrom. I understand that any false declaration is liable for penal action under Chapter VI of the Health Security & National Security Cess Act, 2025.

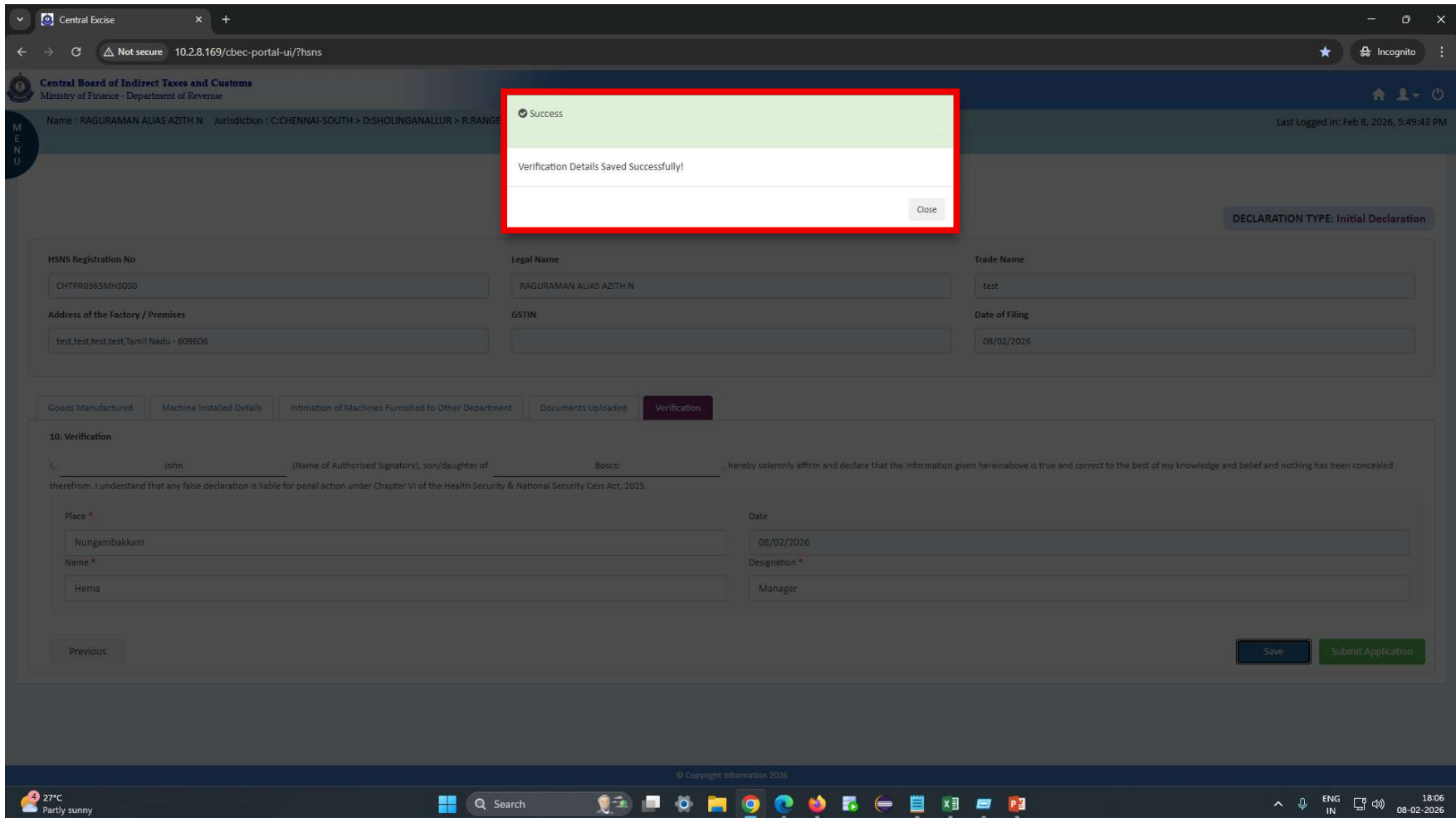
Place *	Date
Enter Place	08/02/2026
Name *	Designation *
Enter Name	Enter Designation

Previous | Save | Submit Application

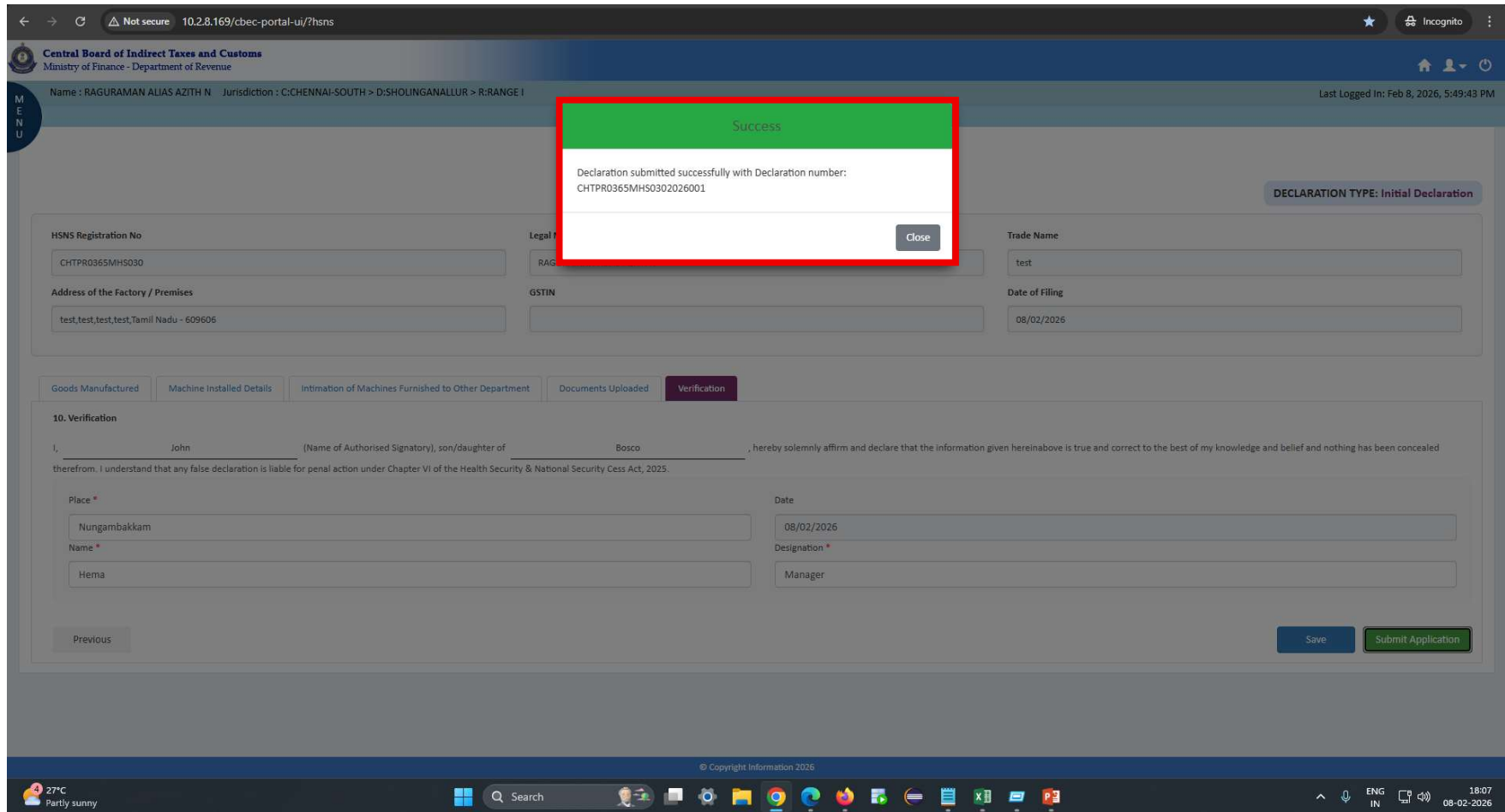
© Copyright Information 2026

27°C Partly sunny | Search | 18:06 08-02-2026

10.19. Once entries are made, the registered person should save the data by clicking on the 'Save' button. On saving the data, the following message will appear.



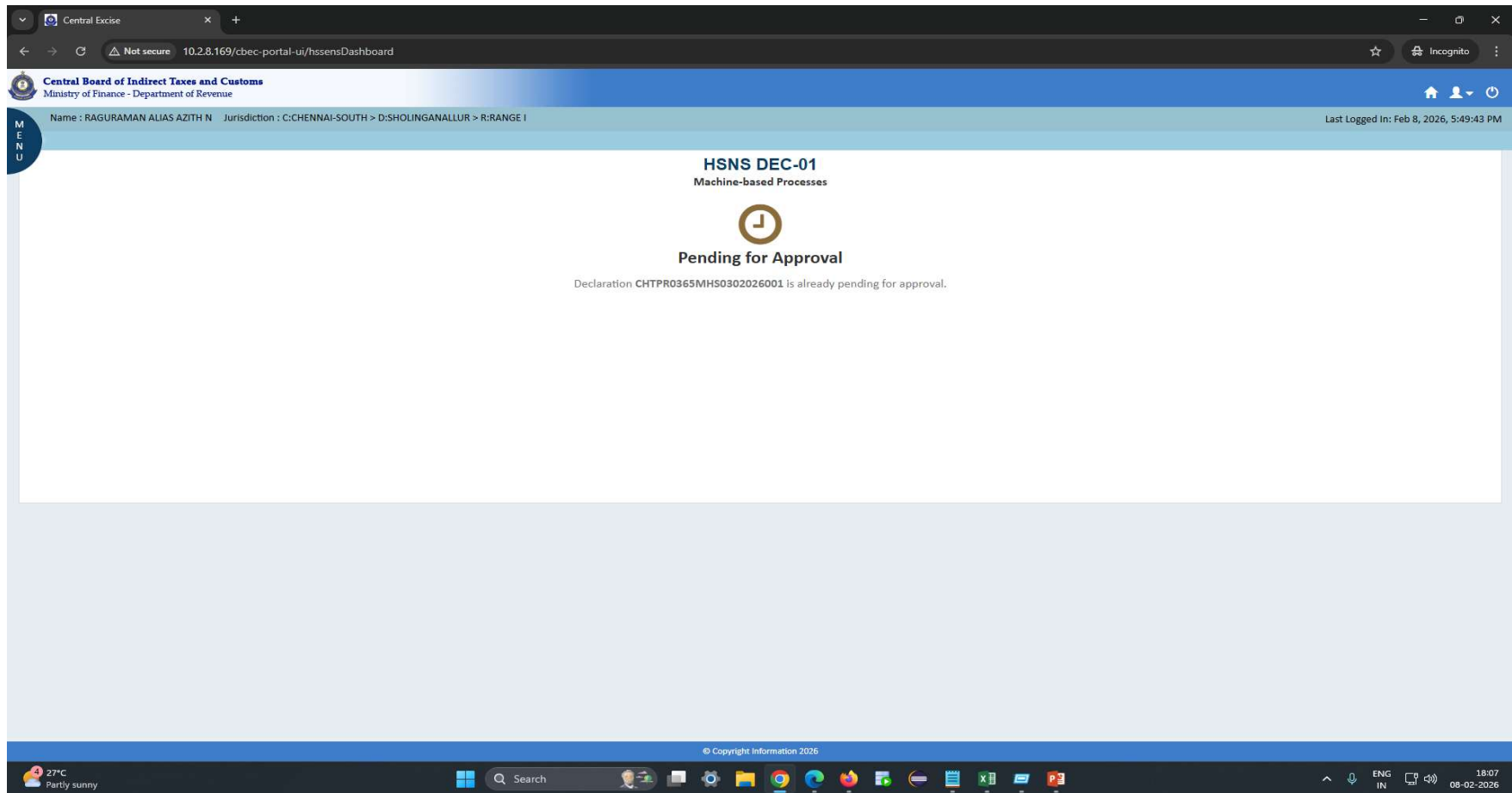
10.20. Now the registered person can submit the Declaration form by clicking on “Submit Application” Button. A message of successful filing of form along with the “Declaration Number” will be displayed on the screen.



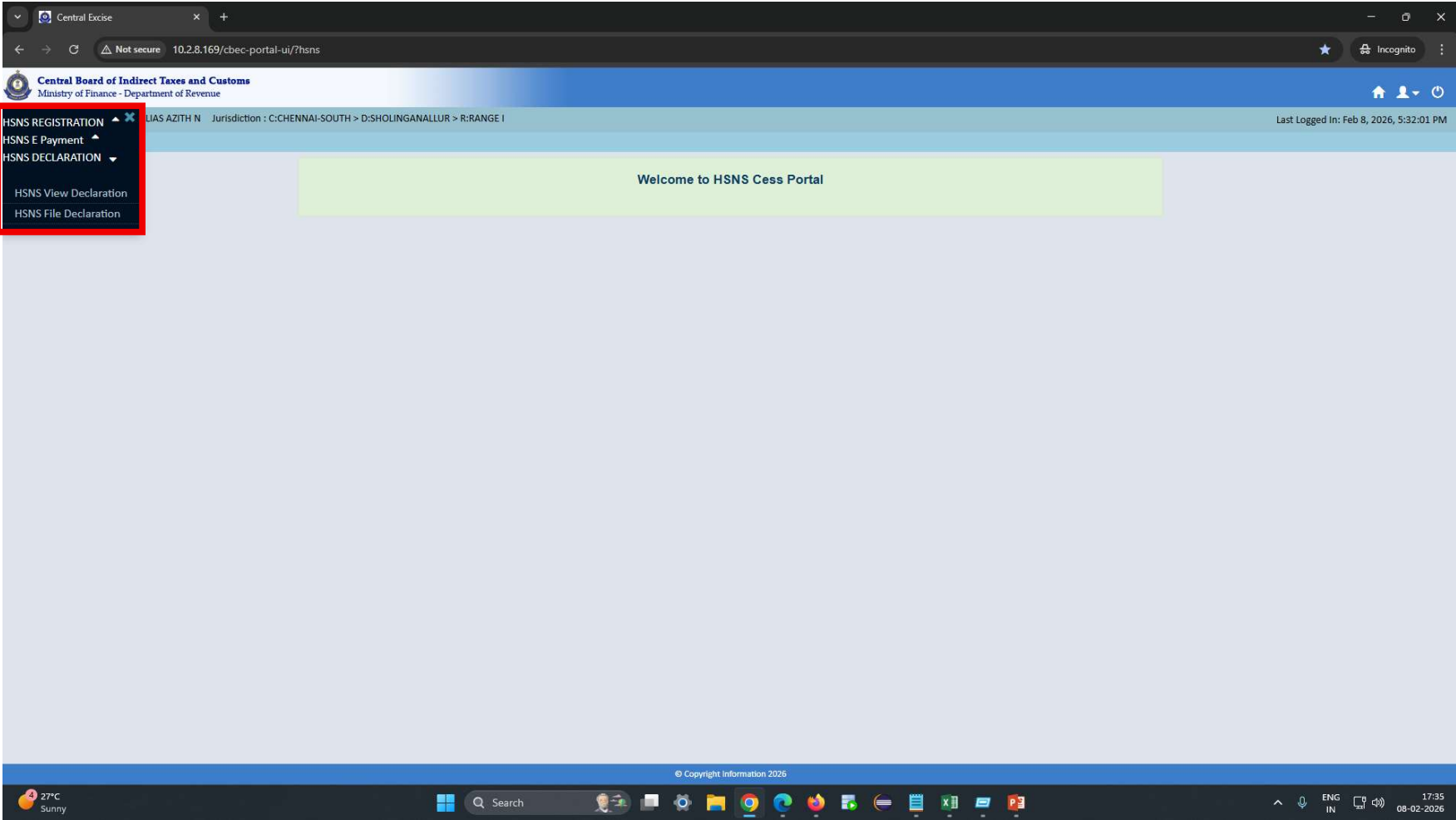
**Note:** The Registered Persons should ensure the correctness of the details filled in the declaration form, as details once filled and submitted cannot be altered or edited later.

**NOTE: It is pertinent to mention here that as per Rule 11(3) of HSNS Rules, 2026, no fresh declaration shall be filed under sub-rule (2) of rule 9 until an order of confirmation has been passed by the proper officer in respect of declaration filed earlier.**

11. In case the registered person tries to file another declaration before approval of the earlier declaration filed, the following message will appear.



12. On successful submission of the declaration, the registered person can view the Declaration Form filed by clicking on MENU > HSNS DECLARATION > HSNS VIEW DECLARATION.



13. On clicking 'view Declaration', registered person can view the details entered. The registered person can now view the "Unique Machine Registration Number" generated by the system under the tab "Machine Installed Details" and under column Registration No. of the Machine.

Central Board of Indirect Taxes and Customs  
Ministry of Finance - Department of Revenue

Name : RAGURAMAN ALIAS AZITH N Jurisdiction : C:CHENNAI-SOUTH > D:SHOLINGANALLUR > R:RANGE I Last Logged In: Feb 9, 2026, 2:08:09 PM

### HSNS DEC-01

DECLARATION TYPE: Initial Declaration

**HSNS Registration No.**  **Legal Name**  **Trade Name**

**Address of the Factory / Premises**  **GSTIN**  **Date of Filing**

Goods Manufactured Machine Installed Details Intimation of Machine Furnished to Other Department Documents Uploaded Verification

**4. Details of machines installed (For Machine-based processes) as per Table A or B below:**

Sl. No (1)	Registration No. of the Machine	Make (if available) (2)	Model No. (if available) (3)	Name of Manufacturer (4)	Machine No. (5)	Date of Purchase (6)	Electricity Consumption capacity of the machine per hour (KWH) (15)	Machine Working status (Y/N) (17)	Actions
1	CHTPR0365MHS032001	Ab1	BC2	Ragu	536	01/02/2026	650	YES	<a href="#">View</a>
2	CHTPR0365MHS032002	Ab2	BC3	Ragu 1	537	02/02/2026	651	YES	<a href="#">View</a>

Previous Next

© Copyright Information 2026